



LOCATION		DATE
PREPARED BY		QUANTITY
COMMENTS		FIXTURE TYPE
CATALOG NUMBER		

## Hinsdale LED Overbed HDB Series

### Features

The Hinsdale is a good solution for overbed applications. The fixture contains 2 ballasts and is available with or without a 4-position pull switch for direct and indirect lighting requirements. A night light is included with the fixture. The Crown Molding frame is made of real wood and available in white finish. There is a frosted white bottom diffuser and clear acrylic top panel for indirect lighting.

### Construction

The housing is die formed from 22-gauge steel and is provided with standard mounting holes and wiring access.

### Finish

The frame is constructed in real wood and is available unfinished or in the following painted finishes; Ivory, Taupe and White.

### Diffuser

The top diffuser is made from .10" clear acrylic sheet and the bottom diffuser is frosted white .10" thick sheet.

### Electrical

Input 120VAC / 60 Hz.  
Not compatible with dimmers.  
Integrated four position pull switch (on up, on down, on both, all off) and single pull switch for nightlight.

### LED

Integrated LED modules capable of producing:  
3 ft. - 36W, 4050 source lumens total.  
4 ft. - 46W, 5400 source lumens total.  
Rated for 50,000 hours, 3000K (CCT), 90 CRI.

### Certification

cETLus listed for indoor damp locations.

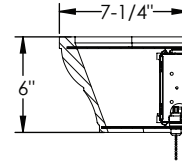

### Options

120-277V universal voltage available without switch and nightlight.

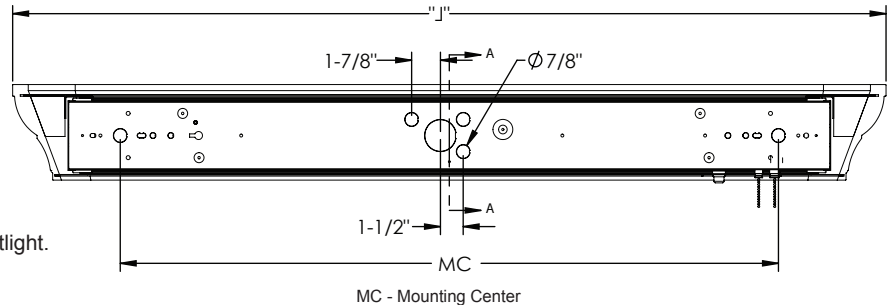
### Warranty

Limited warranty: This fixture is free from defects in materials and workmanship for a period of 5 years from date-of-purchase.

**Specifications and dimensions**  
subject to change without notice.



SECTION A-A  
SCALE 1:4



## Ordering Information:

Ivory	Taupe	White	LED	Source Lumens	CCT	L	H	D	MC
HDB434000L30ENPI	HDB434000L30ENTT	HDB434000L30ENWH	36W	1350 up/2700 down	3000K	43"	6"	7-1/4"	29-1/2"
HDB555400L30ENPI	HDB555400L30ENTT	HDB555400L30ENWH	46W	1800 up/3600 down	3000K	55"	6"	7-1/4"	41-1/2"