


PROJECT:  TYPE:

LOCATION:  CAT:



Warm White    Bright White    Yellow    Blue    Green    Orange    Pink    Red

**Description**

Continuous line of light for indoor or outdoor use.

**Features**

- 24V or 120V options in 8 color choices
- Parallel wiring to each LED ensures that if one section goes out, the rest of the run stays lit
- Flexible rubber housing with frosted or colored PVC lens is protected with UV inhibitor
- Various mounting, linking, and power accessories available (sold separately)

**Mounting**

Mounting clips or mounting track

**Applications**

Accent Lighting, Coves, Ledges, Shelves

**Warranty**

1 year Standard Linear (see Page 3)

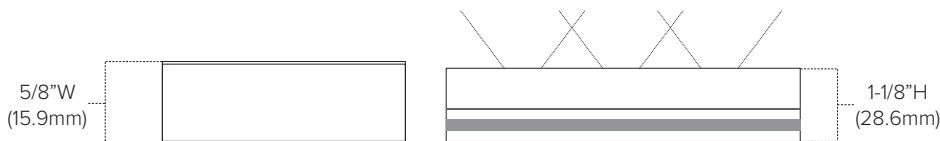
Technical Information



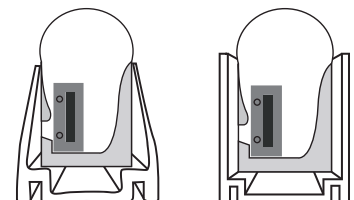
Polar 2 Neon Reels										
Voltage	120V AC, 60Hz								24V DC	
LED Color	Warm White	Bright White	Amber	Blue	Green	Orange	Pink	Red	Warm White	Bright White
Jacket Color	Opaque White	Opaque White	Opaque Yellow	Opaque Blue	Opaque Green	Opaque Amber	Opaque White	Opaque Red	Opaque White	Opaque White
Length	150 feet								150 feet	
Wattage	2.4W/ft								2.8W/ft	
CCT/nm	2700K	5000K	590nm	469nm	520nm	606nm	610nm	619nm	2700K	5000K
Lumens	63Lm/ft	63Lm/ft	21Lm/ft	5Lm/ft	25Lm/ft	12Lm/ft	17Lm/ft	5Lm/ft	90Lm/ft	90Lm/ft
CRI	79+ CRI	78+ CRI	N/A	N/A	N/A	N/A	N/A	N/A	79+ CRI	78+ CRI
Cuttability	18"†								12"†	
Max Run	150 feet (Not recommended to exceed 75 feet in any single run; potential breakage of FPC due to overflexing may occur)								65 feet	
Dimming	10-100% with most incandescent, low-voltage magnetic, and low-voltage electronic dimmers*									
Operating Temp	-30°C (-22°F) to 45°C (113°F)**									
Storage Temp	-10°C (14°F) to 30°C (86°F)**									
LED Type	3528 SMD LEDs (spaced every 1/3")									
Rating	cETLus Listed† ; Indoor/Outdoor; IP65								cETLus Listed† ; Indoor/Outdoor; IP65	
Rated Life	30,000 Hours									

\*Minimum loads may apply. Per the NEC, switched wall outlets cannot be used with wall dimmers.  
 \*\*Do not install in inclement weather or extreme temperature conditions (i.e. -25°C (-13°F) and below)  
 † cETLus Listing for 120V is void if product is cut; cETLus Listing for 24V is valid for lengths cut to 65ft or less

Product Dimensions

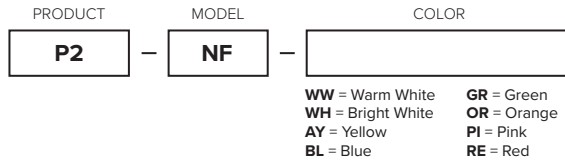


Cut-view when used with  
P2-NF-TRACK-3 or P2-NF-CHAN-3  
(sold separately)

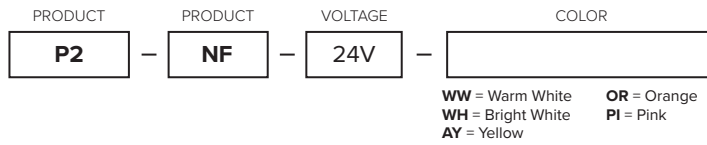


## Ordering Information

### 120V Reels



### 24V Reels



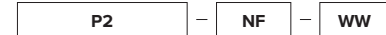
### 120V Polar 2 Neon Reels Include:

- (1) 150ft reel of Polar 2 Neon
- (1) Factory-molded 5ft power cord
- (4) P2-NF-CONKIT-8A
- End cap on dead end

### 24V Polar 2 Neon Reels Include:

- (1) 150ft reel of Polar 2 Neon
- (1) Factory-molded 5ft power cord
- (4) P2-NF-CONKIT-NP
- End cap on dead end

Example Part # **P2-NF-WW**



## Power Accessories

Image	Part Number	Description
	P2-NF-CONKIT-8A	120V power connection kit includes: (1) 120V AC 5ft power cord with 8A inverter, (1) power pin, (1) end cap, and (2) 4" sections of shrink tube (120V Polar 2 Neon Reels only)
	P2-NF-CONKIT-NP	24V power connection kit includes: (1) 5ft power cord without plug or inverter, (1) power pin, (1) end cap, and (2) 4" sections of shrink tube (24V Polar 2 Neon Reels only; requires 24V driver)

## Recommended Power Supplies (24V Reels only)

Part Number	Description	Application	Primary / Secondary	Total Wattage	Listing	Dimensions
LED-DR30-24	Constant voltage hardwire driver	Dry location	100-240V AC / 24V DC	30W	cURus	6-1/2"x1-3/4"x1-3/16"
LED-DR60-24	Constant voltage hardwire driver	Dry/Damp location	100-240V AC / 24V DC	60W	cURus	7-13/16"x1-3/4"x1-5/8"
LED-DR100-24	Constant voltage hardwire driver	Dry/Wet location	100-240V AC / 24V DC	100W	cURus	7-5/8"x2-1/8"x1-1/2"
LED-DR150-24	Constant voltage hardwire driver	Dry/Wet location	100-240V AC / 24V DC	150W	cURus	9"x2-5/8"x1-1/2"
ELV-30-24	Constant voltage hardwire driver	Dry location	100-130V AC / 24V DC	30W	cETLus	7-1/16"x2-3/8"x1-3/8"
ELV-45-24	Constant voltage hardwire driver	Dry location	100-130V AC / 24V DC	45W	cETLus	7-1/16"x2-3/8"x1-3/8"
ELV-60J-24	Constant voltage hardwire driver	Wet location	100-130V AC / 24V DC	60W	cETLus	13-3/4"x3-1/16"x2-5/16"
ELV-80J-24	Constant voltage hardwire driver	Wet location	100-130V AC / 24V DC	80W	cETLus	13-3/4"x3-1/16"x2-5/16"

## Additional Accessories\*

Image	Part Number	Description
	P2-NF-SPLS	Splice Kit includes (1) connection sleeve assembly, (2) power pins, and (2) 3" sections of shrink tube (Bag of 10)
	P2-NF-INVS	Invisible Splice Kit include (1) splice pin and (1) 3" section of shrink tube (Bag of 10)
	P2-NF-JUMP5	6" jumper/linking cable for Polar 2 Neon Reels includes (2) pin connectors and (2) 4" sections of shrink tube
	P2-NF-JUMP3	3ft jumper/linking cable for Polar 2 Neon Reels includes (2) pin connectors and (2) 4" sections of shrink tube
	P2-NF-JUMP10	10ft jumper/linking cable for Polar 2 Neon Reels includes (2) pin connectors and (2) 4" sections of shrink tube
	P2-NF-TRACK-3	3ft grey plastic mounting track (23/32"W x 13/32"H) / Plastic track is recommended for indoor use only
	P2-NF-TRACK-6	6ft clear plastic mounting track (23/32"W x 13/32"H) / Plastic track is recommended for indoor use only
	P2-NF-CHAN-3	3ft aluminum mounting channel (23/32"W x 25/32"H)
	P2-NF-ENDS	Clear plastic end caps for Polar 2 Neon (Bag of 10)
	P2-NF-CLIPS	2" Aluminum mounting clips with mounting screws for Polar 2 Neon (bag of 10)

\*24V Polar 2 Neon can also be controlled via American Lighting Trulux controllers (sold separately).



# AMERICAN LIGHTING WARRANTY

## LIMITED WARRANTY FOR LED PRODUCTS: 1 YEAR

### LIMITED PRODUCT WARRANTY

Our products are warranted to be free from defects in material and workmanship for the warranty period listed. Warranty periods begin from the date of shipment from American Lighting Inc's warehouse to the original purchaser. Products that prove to be defective during their specific warranty period will be either repaired or replaced, at the sole discretion of American Lighting Inc. Claims for defective products must be submitted in writing to American Lighting Inc's RGA Department within the warranty period. Upon approval of such return, American Lighting Inc reserves the right to inspect the product for misuse or abuse. Claims for indirect or consequential damages or for product that, in American Lighting Inc's opinion, has been misused will be denied. This is a warranty of product reliability only and not a warranty of merchantability or fitness for a particular purpose. American Lighting Inc shall have no liability whatsoever in any event for payment of incidental or consequential damages, including, without limitations, installation costs and/or damages for personal injury and/or property. These products may represent a possible shock or fire hazard if improperly installed or altered in any way. This warranty does not apply to any product that has not been properly installed in accordance with current local codes and/or the National Electrical Code. Products that require a transformer, driver, or power supply must be used in conjunction with American Lighting Inc's recommended power supply to ensure safety and retain product warranty.

### PRODUCT SPECIFICATIONS

For the latest product information, updates, instructions and details concerning specifications, colors, finishes, performance, installation and design, visit [www.americanlighting.com](http://www.americanlighting.com). Color may vary from the color printed herein due to limitations in photographic and printing processes. American Lighting Inc. reserves the right to change product specifications without notice. Other product specifications such as color temperature, wavelength characteristics and lumen output are subject to production limitations and may vary. LED technology is changing rapidly, and not all color temperatures and performance levels can be duplicated at a later time. Best practices include purchasing 10-15% more for a particular project on the same initial order where white LED color temperatures must be maintained over project and product life. Eventual product replacement should be considered at layout and design stages. Best practices also include testing connections and product performance prior to mounting and/or installing.

### AVERAGE LIFE

Average incandescent lamp life, rated life and average life are terms used to describe the number of hours at which half of the lamps have failed. For LEDs, the hours of rated life specify the point where 70% of original lumen output is reached. Below this point, the effective life is over, however, the LED may still emit light. Individual results may vary with actual environmental conditions including, but not limited to, proper installation, ambient temperature and/or input voltage fluctuations.