

LED
TECHNOLOGY

50,000 Hours Life, 50Watt, 120-277VAC

Applications:

Ceiling, T-Bar Drop Ceiling, Troffer Replacement

Recessed



Hanging

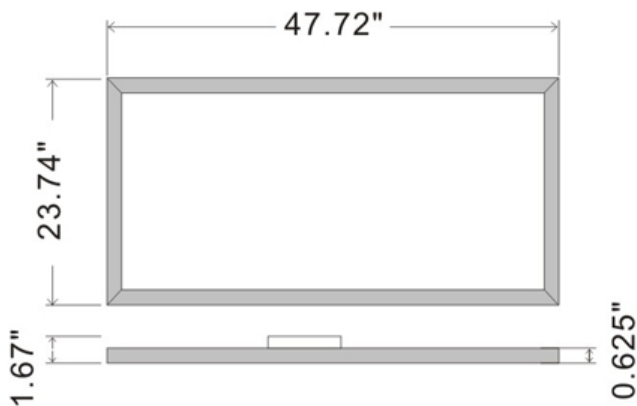
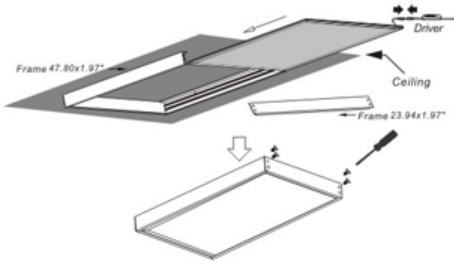


Features:

- Instant on LED
- Replaces 3&4 Lamp Fluorescent Troffer
- Junction Box for Easy Connection
- 10% 0-10V Dimming
- Long Life 50,000 Hours
- White Framed Edge
- Surface Mount Frame Kit Available Sold Separately
- PMMA Light Guidance Panel CHIMEI Brand LGP

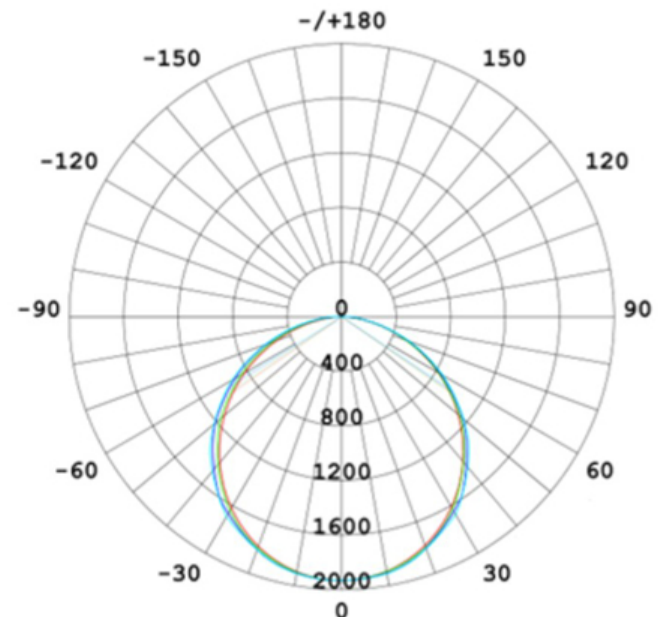
Accessories:

Surface Mounting Frame Kit



Specification:

Input Line Voltage:	120-277VAC
Input Power	50W
Input Line Frequency	60Hz
Lamp Life (Rated)	50,000hrs
Minimum Starting Temp	-20°C
Maximum Operating Temp	40°C
CCT	4000K/5000K
CRI	≥80
Lumens	5500/5500
CBCP	1900/1900
Power Factor	<0.90
THD	20%



WARRANTY
5-YEAR *

Model:#	Description	wattage	lumens
CL50P24-D/CW	50 Watt LED Panel Cool White	50W	5500
CL50P24-D/DL	50 Watt LED Panel Day Light	50W	5500

* 5 Years Limited Warranty

UPC: CL50P24-D/CW 680596-582946
CL50P24-D/DL 680596-581895

Cyber Tech Lighting, Inc.
331 S. Hale Ave. Fullerton, CA 92831 USA.
Tel: 714-870-0794, 1-877-60CYBER Fax: 714-870-0795
www.cybertechlighting.com

