

Project Name:	Type:
Part Number:	Date:

DOUBLE ENDED BYPASS T8

FEATURES

- Utilizes existing lamp holders – shunted or non-shunted
- Operates directly on 120-277V line voltage
- Replaces 4' T8 Fluorescent lamp
- Ultra-high efficacy up to 170LPW available in 4'
- Opaque glass lens reduces glare
- 10T8/4F/8xx/DEB/C models include film coating to add shatter resistance
- 310° wide light emitting area
- Built-in safety switch prevents electrical shock during installation
- Suitable for use in enclosed fixture and damp locations
- UL 1598C classified
- Fixture operating temperature: -4°F to 95°F (-20°C to 35°C)
- Lamp ambient temperature: -4°F to 113°F (-20°C to 45°C)
- L70 rated lifetime up to 60,000 hours
- 5 year limited warranty* / 10 year available
(see EXTENDED WARRANTIES table for information)
- NSF listed – National Sanitation Foundation



12/3/2020



SPECIFICATIONS


Product	Model	Normal Length	Equiv.	Input Voltage	Life (hrs)	Wattage (W)	Lumens (lm)	CCT	CRI	Efficacy (LPW)	Power Factor	THD	Beam Angle	Dim.	Film coated	DLC / NSF
97934	8.5T8/2F/830/DEB/RC	2'	17W	120-277V	60,000	8.5	1,050	3000K	82	124	0.9	<20%	160°	No	N.A.	√/√
97935	8.5T8/2F/835/DEB/RC	2'	17W	120-277V	60,000	8.5	1,050	3500K	82	124	0.9	<20%	160°	No	N.A.	√/√
97936	8.5T8/2F/840/DEB/RC	2'	17W	120-277V	60,000	8.5	1,100	4000K	82	129	0.9	<20%	160°	No	N.A.	√/√
35663	8.5T8/2F/850/DEB/RC	2'	17W	120-277V	60,000	8.5	1,100	5000K	82	129	0.9	<20%	160°	No	N.A.	√/√
35651	10T8/4F/830/DEB	4'	32W	120-277V	60,000	10	1,650	3000K	82	165	0.9	<20%	160°	No	N.A.	√/√
35652	10T8/4F/835/DEB	4'	32W	120-277V	60,000	10	1,650	3500K	82	165	0.9	<20%	160°	No	N.A.	√/√
35653	10T8/4F/840/DEB	4'	32W	120-277V	60,000	10	1,700	4000K	82	170	0.9	<20%	160°	No	N.A.	√/√
35654	10T8/4F/850/DEB	4'	32W	120-277V	60,000	10	1,700	5000K	82	170	0.9	<20%	160°	No	N.A.	√/√
35647	10T8/4F/830/DEB/C	4'	32W	120-277V	60,000	10	1,650	3000K	82	165	0.9	<20%	160°	No	√	√/√
35648	10T8/4F/835/DEB/C	4'	32W	120-277V	60,000	10	1,650	3500K	82	165	0.9	<20%	160°	No	√	√/√
35649	10T8/4F/840/DEB/C	4'	32W	120-277V	60,000	10	1,700	4000K	82	170	0.9	<20%	160°	No	√	√/√
35650	10T8/4F/850/DEB/C	4'	32W	120-277V	60,000	10	1,700	5000K	82	170	0.9	<20%	160°	No	√	√/√
98340	12T8/3F/830/DEB/R	3'	25W	120-277V	60,000	12	1,400	3000K	82	117	0.9	<20%	160°	No	N.A.	√/√
98341	12T8/3F/835/DEB/R	3'	25W	120-277V	60,000	12	1,400	3500K	82	117	0.9	<20%	160°	No	N.A.	√/√
98342	12T8/3F/840/DEB/R	3'	25W	120-277V	60,000	12	1,450	4000K	82	121	0.9	<20%	160°	No	N.A.	√/√
35657	12T8/4F/830/DEB	4'	32W	120-277V	60,000	12	1,700	3000K	82	142	0.9	<20%	160°	No	N.A.	√/√
35658	12T8/4F/835/DEB	4'	32W	120-277V	60,000	12	1,700	3500K	82	142	0.9	<20%	160°	No	N.A.	√/√
35659	12T8/4F/840/DEB	4'	32W	120-277V	60,000	12	1,800	4000K	82	150	0.9	<20%	160°	No	N.A.	√/√
35660	12T8/4F/850/DEB	4'	32W	120-277V	60,000	12	1,800	5000K	82	150	0.9	<20%	160°	No	N.A.	√/√
35662	14T8/4F/835/DEB/R	4'	32W	120-277V	60,000	14	2,100	3500K	82	150	0.9	<20%	160°	No	N.A.	√/√
35655	14T8/4F/840/DEB/R	4'	32W	120-277V	60,000	14	2,200	4000K	82	157	0.9	<20%	160°	No	N.A.	√/√
35656	14T8/4F/850/DEB/R	4'	32W	120-277V	60,000	14	2,200	5000K	82	157	0.9	<20%	160°	No	N.A.	√/√
35664	17T8/4F/835/DEB	4'	32W	120-277V	60,000	17	2,100	3500K	82	124	0.9	<20%	160°	No	N.A.	√/√
98433	17T8/4F/840/DEB	4'	32W	120-277V	60,000	17	2,200	4000K	82	129	0.9	<20%	160°	No	N.A.	√/√
98434	17T8/4F/850/DEB	4'	32W	120-277V	60,000	17	2,200	5000K	82	129	0.9	<20%	160°	No	N.A.	√/√

* Please visit www.greencreative.com for Limited Warranty terms.



DOUBLE ENDED BYPASS T8

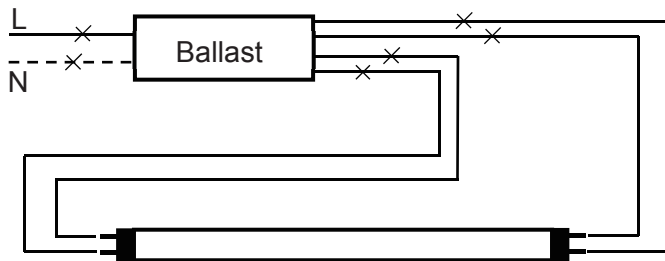
DIMENSION & WEIGHT



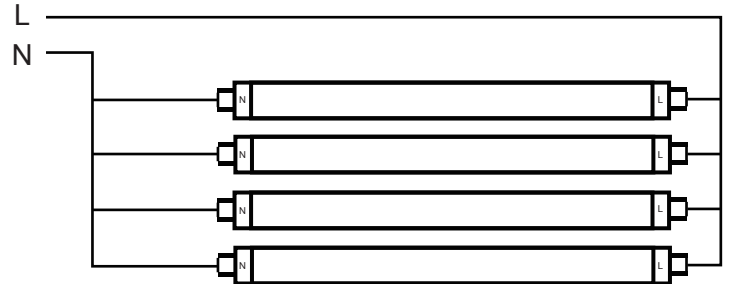
Model	8.5T8/2F	12T8/3F	10T8/4F 14.5T8/4F	14T8/4F 17T8/4F
Base	G13	G13	G13	
MOL	23-3/4"	35-3/4"	47-3/4"	
Dia.	1-1/16"	1-1/16"	1-1/16"	
Weight	0.40lb	0.46lb	0.57lb	

Where xxx means 824-965 which indicates CRI and color temperature

INSTALLATION



Step 1. Cut all wires connected to the existing ballast, remove the ballast.



Step 2. Connect the lamps according to the above wiring diagram

ACCESSORY ORDERING INFORMATION

Product	Model	Description	Pictures	Dimensions
34958	5EMDRIVER**	5W Emergency LED Driver		9-1/2" x 1-3/16"
34959	10EMDRIVER**	10W Emergency LED Driver		12-11/16" x 1-3/16"
58012	35EMINVERTER**	California Title 20 Compliant 35W Emergency LED Driver (Field Installation)		17-3/4" x 3" x 2-3/4"
58013	35EMINVERTER/CEC	California Title 20 Compliant 35W Emergency Inverter (Field Installation)		17-3/4" x 2-7/8" x 2-3/4"

**Does not meet Title 20 appliance requirements, not for use in California



DOUBLE ENDED BYPASS T8

EXTENDED WARRANTIES***	
Model	Description****
8.5T8/2F/DEB/10YEARWARRANTY	10 Year warranty for 8.5T8/2F/8xx/DEB/yy
10T8/4F/DEB/10YEARWARRANTY	10 Year warranty for 10T8/4F/8xx/DEB/yy
10T8/4F/DEB/C/10YEARWARRANTY	10 Year warranty for 10T8/4F/8xx/DEB/yy
12T8/3F/DEB/10YEARWARRANTY	10 Year warranty for 12T8/3F/8xx/DEB/yy
12T8/4F/DEB/10YEARWARRANTY	10 Year warranty for 12T8/4F/8xx/DEB/yy
14T8/4F/DEB/10YEARWARRANTY	10 Year warranty for 14T8/4F/8xx/DEB/yy
17T8/4F/DEB/10YEARWARRANTY	10 Year warranty for 17T8/4F/8xx/DEB/yy

*** Warranty based on a maximum of 4,368 annual operating hours (per year for ten years) and exposure to a maximum fixture operating temperature of 80°F / 27°C.

**** xx – Refers to the CCT yy – Refers to model generations within the same nominal performance. Typically blank, 'R', or 'RC'