


Project Name:	Type:
Part Number:	Date:

# SINGLE ENDED BYPASS T5

## FEATURES

- Built-in universal voltage driver (120-277V) - Bypass installation
- Replaces T5 Fluorescent lamp
- High efficacy up to 138LPW
- Opaque plastic lens reduces glare
- 270° wide light emitting area
- Symmetrical driver design reduces end to end dark area
- Suitable for use in enclosed fixture and damp location
- All plastic design eliminates breakage, meets NSF requirement
- UL 1598C classified
- Temperature rating: -4°F/-20°C - 95 °F/35 °C
- Rated lifetime (L70): 50,000hrs
- 5 years limited warranty
- Suitable for all indoor general lighting application



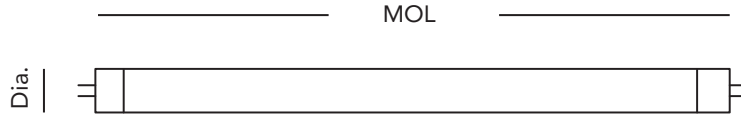
## SPECIFICATIONS

Product	Model	Nominal Length	Equiv.	Input Voltage	Wattage	Lumens	CCT	Efficacy (LPW)	CRI	Power Factor	THD	Beam Angle	Dim.	Cert.
98302	25T5HO/4F/830/BYP	4'	54W	120-277V	25	3200	3000K	128	82	0.9	<20%	120°	No	DLC
98303	25T5HO/4F/835/BYP	4'	54W	120-277V	25	3200	3500K	128	82	0.9	<20%	120°	No	DLC
98304	25T5HO/4F/840/BYP	4'	54W	120-277V	25	3200	4000K	128	82	0.9	<20%	120°	No	DLC
98305	25T5HO/4F/850/BYP	4'	54W	120-277V	25	3200	5000K	128	82	0.9	<20%	120°	No	DLC
98299	14.5T5HO/3F/830/BYP	3'	39W	120-277V	14.5	1800	3000K	124	82	0.9	<20%	120°	No	-
98300	14.5T5HO/3F/835/BYP	3'	39W	120-277V	14.5	1850	3500K	128	82	0.9	<20%	120°	No	-
98301	14.5T5HO/3F/840/BYP	3'	39W	120-277V	14.5	1900	4000K	131	82	0.9	<20%	120°	No	-
98296	11.5T5HO/2F/830/BYP	2'	24W	120-277V	11.5	1350	3000K	117	82	0.9	<20%	120°	No	-
98297	11.5T5HO/2F/835/BYP	2'	24W	120-277V	11.5	1400	3500K	122	82	0.9	<20%	120°	No	-
98298	11.5T5HO/2F/840/BYP	2'	24W	120-277V	11.5	1500	4000K	130	82	0.9	<20%	120°	No	-
98293	14.5T5HE/4F/830/BYP	4'	28W	120-277V	14.5	1750	3000K	121	82	0.9	<20%	120°	No	DLC
98294	14.5T5HE/4F/835/BYP	4'	28W	120-277V	14.5	1800	3500K	124	82	0.9	<20%	120°	No	DLC
98295	14.5T5HE/4F/840/BYP	4'	28W	120-277V	14.5	2000	4000K	138	82	0.9	<20%	120°	No	DLC
98290	12T5HE/3F/830/BYP	3'	21W	120-277V	12	1350	3000K	113	82	0.9	<20%	120°	No	-
98291	12T5HE/3F/835/BYP	3'	21W	120-277V	12	1400	3500K	117	82	0.9	<20%	120°	No	-
98292	12T5HE/3F/840/BYP	3'	21W	120-277V	12	1500	4000K	125	82	0.9	<20%	120°	No	-
98287	9.5T5HE/2F/830/BYP	2'	14W	120-277V	9.5	1100	3000K	116	82	0.9	<20%	120°	No	-
98288	9.5T5HE/2F/835/BYP	2'	14W	120-277V	9.5	1150	3500K	121	82	0.9	<20%	120°	No	-
98289	9.5T5HE/2F/840/BYP	2'	14W	120-277V	9.5	1200	4000K	126	82	0.9	<20%	120°	No	-



# SINGLE ENDED BYPASS T5

## DIMENSION & WEIGHT



Model	9.5T5HE/2F/xxx/BYP 11.5T5HO/2F/xxx/BYP	12T5HE/3F/xxx/BYP 14.5T5HO/3F/xxx/BYP	14.5T5HE/4F/xxx/BYP 25T5HO/4F/xxx/BYP
Base	G5	G5	G5
MOL	22" (559mm)	34" (864mm)	46" (1168mm)
Dia.	0.74" (19mm)	0.74" (19mm)	0.74" (19mm)
Weight	0.19lb/86g	0.28lb/127g	0.41lb/186g

Where xxx means 824-965 which indicates CRI and color temperature

## INSTALLATION

Diagram A – Non-Shunted


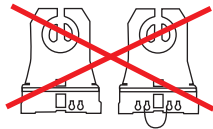
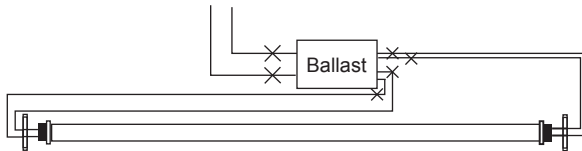
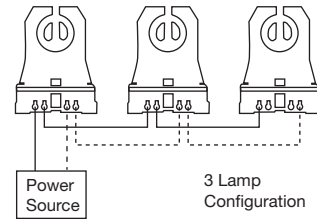



Diagram B – Shunted



This lamp is compatible with non-shunted lamp holder ONLY.



Step 1. Cut all wires connected to the existing ballast, remove the ballast



Step 2. If shunted lamp holders are used in the existing fixture, replace them with non-shunted holders first. Wire the holders and lamps according to the above diagram.