

LED Luminaires

Sektor LED Flood Light Series

- 5 Way Adjustable, Our Most Flexible Flood Light
- Adjustable Beam Spread
- Three Fixture Sizes Delivering 1,950 to 23,000 Lumens
- Two Most Popular Mounting Options Standard in Box
- Die-Cast Aluminum Housing, IP65 Rating

Specifications



Description

The Sektor lens-shift 5-way adjustable LED Flood Light Series (SFLD) delivers industry leading lens shift technology that seamlessly moves between a medium, wide and very wide light distribution pattern with a simple twist of a dial. Excellent lumen efficacy and quick adjust between luminous output and color selection result in faster field adjustments for the right delivered light every time. Multiple mounting options in one box and standard daylight sensing simplify ordering. Designed for use in distribution centers, commercial space, industrial, retail locations, storage facilities, utilities, general shopping centers, signage, security and other general lighting. Sektor Lens Shift Adjustable LED Flood Light Series is an all-in-one powerful and efficient line of outdoor flood lights.

Performance

- Selectable color temperatures 3000K / 4000K / 5000K
- Selectable lumen output for better delivered lumens
- >130 Lumens per Watt
- Adjustable beam spread with medium, wide and very wide for controllability
- CRI >80
- L70 Lumen maintenance > 100,000 hours
- 120-277VAC (select models 277-480V) Input
- 5 Year Limited Warranty
- Operating Temperature -40°F(-40°C) to 122°F(50°C)

Certifications

- UL Listed
- IP65 for dust and water
- DLC 5.1 Premium
- RoHS Compliant
- FCC Compliant

Construction

- Die-cast aluminum housing
- Tempered Glass lens
- Bronze or white powder coat finish
- 1/2" Knock outs for easy conduit entry points
- Silicone gasketing
- Four versatile mounting options:
 - SFLD-15, SFLD1, and SFLD2 include robust knuckle mount with 180° adjustable swivel arm with tilt angle in 10° increments and trunnion mount (both included in box)
- OR
- SFLD3 include slip fitter for mounting on 2 3/8" tenon with 180° adjustability and trunnion mount (both included in box)

Controls

- 0-10V dimming standard
- Integrated photocell with on/off switch or NEMA 3-Pin receptacle

Sektor LED Flood Light Series

Ordering Logic: EX: SFLD1-LS-CS-U-BZ-PC

Series	Lumen Selectable	CCT	Voltage	Finish	Photocell
SFLD = SekTor Floodlight Small SFLD1 = SekTor Floodlight Small SFLD2 = SekTor Floodlight Medium SFLD3 = SekTor Floodlight Large	15 = 1,950-2,220 1 = 1,950-4,440 2 = 4,550-8,140 2-H = 6,500-11,840 3 = 7,800-14,800 3-H = 13,000-22,200	CS = Color Selectable 3000K-4000K-5000K	U = 120-277VAC H = 277-480VAC	BZ = Bronze WH = White	PC = On/Off Button Photocell 3PR = NEMA 3 Receptacle

Ordering Information

Product SKU	Product Code	Product Description	DLC Product ID
22900	SFLD-15-CS-U-BZ-PC	Sektor LED Floodlight with Lens Shift Technology, 15W, Color Selectable (3000K-4000K-5000K), 120-277VAC, 0-10V Dimming, Adjustable Beam Angle (medium/wide/very wide), Bronze Housing, Integrated On/Off Photocell	S-WHDOQV, S-4D7JK5
22901	SFLD-15-CS-U-WH-PC	Sektor LED Floodlight with Lens Shift Technology, 15W, Color Selectable (3000K-4000K-5000K), 120-277VAC, 0-10V Dimming, Adjustable Beam Angle (medium/wide/very wide), White Housing, Integrated On/Off Photocell	S-9TYCBS, S-HKGM29
22902	SFLD1-LS-CS-U-BZ-PC	Sektor LED Floodlight with Lens Shift Technology, Lumen Selectable (1,950-4440 lumens / 15W-20W-30W), Color Selectable (3000K-4000K-5000K), 120-277VAC, 0-10V Dimming, Adjustable Beam Angle (medium/wide/very wide), Bronze Housing, Integrated On/Off Photocell	S-0J9N4M, S-7S8XDP
22903	SFLD1-LS-CS-U-WH-PC	Sektor LED Floodlight with Lens Shift Technology, Lumen Selectable (1,950-4440 lumens / 15W-20W-30W), Color Selectable (3000K-4000K-5000K), 120-277VAC, 0-10V Dimming, Adjustable Beam Angle (medium/wide/very wide), White Housing, Integrated On/Off Photocell	S-6X1VXY, S-99G7VH
22904	SFLD2-LS-CS-U-BZ-PC	Sektor LED Floodlight with Lens Shift Technology, Lumen Selectable (4550-8140 lumens, 35W-45W-55W), Color Selectable (3000K-4000K-5000K), 120-277VAC, 0-10V Dimming, Adjustable Beam Angle (medium/wide/very wide), Bronze Housing, Integrated On/Off Photocell	S-90NXVX, S-4QG8B2
22905	SFLD2-LS-CS-U-WH-PC	Sektor LED Floodlight with Lens Shift Technology, Lumen Selectable (4550-8140 lumens, 35W-45W-55W), Color Selectable (3000K-4000K-5000K), 120-277VAC, 0-10V Dimming, Adjustable Beam Angle (medium/wide/very wide), White Housing, Integrated On/Off Photocell	S-3PS677, S-WP59Q8
22906	SFLD2-HLS-CS-U-BZ-PC	Sektor LED Floodlight with Lens Shift Technology, Lumen Selectable (6,500-11,840 lumens, 50W-60W-80W), Color Selectable (3000K-4000K-5000K), 120-277VAC, 0-10V Dimming, Adjustable Beam Angle (medium/wide/very wide), Bronze Housing, Integrated On/Off Photocell	S-5Q4ZXX, S-81722F
22907	SFLD2-HLS-CS-U-WH-PC	Sektor LED Floodlight with Lens Shift Technology, Lumen Selectable (6,500-11,840 lumens, 50W-60W-80W), Color Selectable (3000K-4000K-5000K), 120-277VAC, 0-10V Dimming, Adjustable Beam Angle (medium/wide/very wide), White Housing, Integrated On/Off Photocell	S-KJTJL7, S-HBL75W
22908	SFLD3-LS-CS-U-BZ-3PR	Sektor LED Floodlight with Lens Shift Technology, Lumen Selectable (7800-14800 lumens, 60W-80W-100W), Color Selectable (3000K-4000K-5000K), 120-277VAC, 0-10V Dimming, Adjustable Beam Angle (medium/wide/very wide), Bronze Housing, NEMA 3Pin Receptacle	S-XZQHFF, S-QP3V7H
22909	SFLD3-HLS-CS-U-BZ-3PR	Sektor LED Floodlight with Lens Shift Technology, Lumen Selectable (13,000-22,200 lumens, 100W-125W-150W), Color Selectable (3000K-4000K-5000K), 120-277VAC, 0-10V Dimming, Adjustable Beam Angle (medium/wide/very wide), Bronze Housing, NEMA 3Pin Receptacle	S-ZRJS3R, S-CXZ6VP
22910	SFLD3-LS-CS-H-BZ-3PR	Sektor LED Floodlight with Lens Shift Technology, High Voltage, Lumen Selectable (7,800-14,800 lumens, 60W-80W-100W), Color Selectable (3000K-4000K-5000K), 277-480VAC, 0-10V Dimming, Adjustable Beam Angle (medium/wide/very wide), Bronze Housing, NEMA 3Pin Receptacle	S-J56RHD, S-M7KHZ7
22911	SFLD3-HLS-CS-H-BZ-3PR	Sektor LED Floodlight with Lens Shift Technology, High Voltage, Lumen Selectable (13,000-22,200 lumens, 100W-125W-150W), Color Selectable (3000K-4000K-5000K), 277-480VAC, 0-10V Dimming, Adjustable Beam Angle (medium/wide/very wide), Bronze Housing, NEMA 3Pin Receptacle	S-BM5HPM, S-YG3PPN

Sektor LED Flood Light Series

Ordering Information

Product SKU	Product Code	Product Description
Accessories		
22912	SFLD-1-WHG	Wire Guard For SFLD1
22914	SFLD-2-WHG	Wire Guard For SFLD2
22915	SFLD-3-WHG	Wire Guard For SFLD3
22916	SFLD-1-WPM	Yoke Mount For SFLD1
22922	SFLD-2-WPM	Yoke Mount For SFLD2
22917	SFLD-3-WPM	Yoke Mount For SFLD3
22918	SFLD-1-SHROUD	Shroud For SFLD1
22919	SFLD-2-SHROUD	Shroud For SFLD2
22920	SFLD-3-SHROUD	Shroud For SFLD3
10231	PC/JL205C	Photocell Twist Lock 120 - 277VAC JL 205C
20260	PC/TW480V	Photocell Twist Lock 480V

Performance Table

LPF1-15	3000K			4000K			5000K		
Beam Setting	90°	75°	55°	90°	75°	55°	90°	75°	55°
NEMA Type	7H X 6V	6H X 6V	6H X 7V	7H X 6V	6H X 6V	6H X 7V	7H X 6V	6H X 6V	6H X 7V
Input Watts	15W	15W	15W	15W	15W	15W	15W	15W	15W
Lumen(lm)	2100	2100	1984	2250	2250	2096	2220	2220	2025
Efficacy(lm/W)	140	140	130	150	150	140	148	148	135
Voltage Rating	120-277V	120-277V	120-277V	120-277V	120-277V	120-277V	120-277V	120-277V	120-277V

LPF1	3000K			4000K			5000K		
Beam Setting	90°	75°	55°	90°	75°	55°	90°	75°	55°
NEMA Type	7H X 6V	6H X 6V	6H X 7V	7H X 6V	6H X 6V	6H X 7V	7H X 6V	6H X 6V	6H X 7V
Input Watts	30W	30W	30W	30W	30W	30W	30W	30W	30W
Lumen(lm)	3900	3900	3690	4350	4350	4050	4200	4200	3840
Efficacy(lm/W)	130	130	123	145	145	135	140	140	128
Voltage Rating	120-277V	120-277V	120-277V	120-277V	120-277V	120-277V	120-277V	120-277V	120-277V

LPF2	3000K			4000K			5000K		
Beam Setting	90°	75°	55°	90°	75°	55°	90°	75°	55°
NEMA Type	7H X 6V	6H X 6V	6H X 7V	7H X 6V	6H X 6V	6H X 7V	7H X 6V	6H X 6V	6H X 7V
Input Watts	55W	55W	55W	55W	55W	55W	55W	55W	55W
Lumen(lm)	7425	7425	6800	7975	7975	7425	7975	7700	6895
Efficacy(lm/W)	135	135	125	145	145	135	145	140	127
Voltage Rating	120-277V	120-277V	120-277V	120-277V	120-277V	120-277V	120-277V	120-277V	120-277V

Performance table continued on next page.

Sektor LED Flood Light Series

Performance Table

LPF2-H	3000K			4000K			5000K		
Beam Setting	90°	75°	55°	90°	75°	55°	90°	75°	55°
NEMA Type	7H X 6V	6H X 6V	6H X 7V	7H X 6V	6H X 6V	6H X 7V	7H X 6V	6H X 6V	6H X 7V
Input Watts	80W	80W	80W	80W	80W	80W	80W	80W	80W
Lumen(lm)	10800	10800	10080	11840	11840	10960	11600	11600	10560
Efficacy(lm/W)	135	135	126	148	148	137	145	145	132
Voltage Rating	120-277V	120-277V	120-277V	120-277V	120-277V	120-277V	120-277V	120-277V	120-277V

LPF3-100-U	3000K			4000K			5000K		
Beam Setting	90°	75°	55°	90°	75°	55°	90°	75°	55°
NEMA Type	7H X 6V	6H X 6V	6H X 7V	7H X 6V	6H X 6V	6H X 7V	7H X 6V	6H X 6V	6H X 7V
Input Watts	100W	100W	100W	100W	100W	100W	100W	100W	100W
Lumen(lm)	14500	14500	14000	15500	15500	15000	15000	15000	14500
Efficacy(lm/W)	145	145	140	155	155	150	150	150	145
Voltage Rating	120-277V	120-277V	120-277V	120-277V	120-277V	120-277V	120-277V	120-277V	120-277V

LPF3-150-U	3000K			4000K			5000K		
Beam Setting	90°	75°	55°	90°	75°	55°	90°	75°	55°
NEMA Type	7H X 6V	6H X 6V	6H X 7V	7H X 6V	6H X 6V	6H X 7V	7H X 6V	6H X 6V	6H X 7V
Input Watts	150W	150W	150W	150W	150W	150W	150W	150W	150W
Lumen(lm)	21000	20700	19650	22800	22800	22500	22050	21750	20400
Efficacy(lm/W)	140	138	131	152	152	150	147	145	136
Voltage Rating	120-277V	120-277V	120-277V	120-277V	120-277V	120-277V	120-277V	120-277V	120-277V

LPF3-100-H	3000K			4000K			5000K		
Beam Setting	90°	75°	55°	90°	75°	55°	90°	75°	55°
NEMA Type	7H X 6V	6H X 6V	6H X 7V	7H X 6V	6H X 6V	6H X 7V	7H X 6V	6H X 6V	6H X 7V
Input Watts	100W	100W	100W	100W	100W	100W	100W	100W	100W
Lumen(lm)	14500	14500	14000	16000	15500	15500	15500	15500	14800
Efficacy(lm/W)	145	145	140	160	160	155	155	155	148
Voltage Rating	277-480V	277-480V	277-480V	277-480V	277-480V	277-480V	277-480V	277-480V	277-480V

LPF3-150-H	3000K			4000K			5000K		
Beam Setting	90°	75°	55°	90°	75°	55°	90°	75°	55°
NEMA Type	7H X 6V	6H X 6V	6H X 7V	7H X 6V	6H X 6V	6H X 7V	7H X 6V	6H X 6V	6H X 7V
Input Watts	150W	150W	150W	150W	150W	150W	150W	150W	150W
Lumen(lm)	21750	21300	20250	23250	22950	22200	22200	21750	21000
Efficacy(lm/W)	145	142	135	155	153	148	148	145	140
Voltage Rating	277-480V	277-480V	277-480V	277-480V	277-480V	277-480V	277-480V	277-480V	277-480V

Sektor LED Flood Light Series

Specifications Table

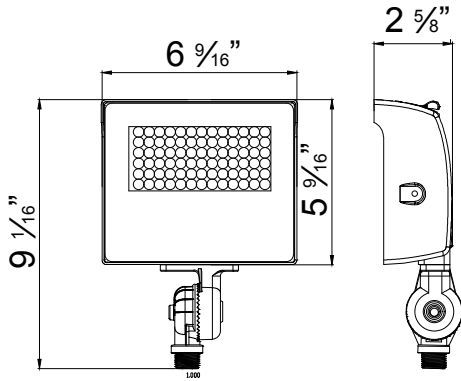
	Small		Medium	
	SFLD-15-CS-U-BZ-PC SFLD-15-CS-U-WH-PC	SFLD1-LS-CS-U-BZ-PC SFLD1-LS-CS-U-WH-PC	SFLD2-LS-CS-U-BZ-PC SFLD2-LS-CS-U-WH-PC	SFLD2-HLS-CS-U-BZ-PC SFLD2-HLS-CS-U-WH-PC
Nominal Wattage	15W	15W, 20W or 30W	35W, 45W or 55W	50W, 60W or 80W
Delivered Lumens	1,950 lm - 2,220 Lm	1,950-4,440 Lm	4,550-8,140 Lm	6,500-11,840 Lm
Efficacy (lm/W)	130-150 LPW	130-150 LPW	130-150 LPW	130-150 LPW
CCT	3000K /4000K /5000K Selectable			
CRI	>80			
L70 Lifetime (hrs)	100,000			
Voltage	120-277VAC			
Power Factor	>0.9			
Dimming	0-10V			
Housing Material	Die- Cast Aluminum			
Lens	Clear Tempered Glass			
Operating Temperature	-40°F(-40°C) to 122°F(50°C)			
EPA	0.3ft ²	0.3ft ²	0.4ft ²	0.4ft ²
Listings	UL, cUL, DLC 5.1 Premium, IP65			
Environment	Wet Location			
Warranty	5 years Standard			

	Large			
	SFLD3-LS-CS-U-BZ-3PR	SFLD3-HLS-CS-U-BZ-3PR	SFLD3-LS-CS-H-BZ-3PR	SFLD3-HLS-CS-H-BZ-3PR
Nominal Wattage	60W, 80W or 100W	100W, 125W or 150W	60W, 80W or 100W	100W, 125W or 150W
Delivered Lumens	7,800-14,800 Lm	13,000-22,200 Lm	7,800-14,800 Lm	13,000-22,200 Lm
Efficacy (lm/W)	130-150 LPW	130-150 LPW	130-150 LPW	130-150 LPW
CCT	3000K /4000K /5000K Selectable			
CRI	>80			
L70 Lifetime (hrs)	100,000			
Voltage	120-277VAC	120-277VAC	277-480VAC	277-480VAC
Power Factor	>0.9			
Dimming	0-10V			
Housing Material	Die- Cast Aluminum			
Lens	Clear Tempered Glass			
Operating Temperature	-40°F(-40°C) to 122°F(50°C)			
EPA	1.0ft	1.0ft	1.0ft	1.0ft
Listings	UL, cUL, DLC 5.1 Premium, IP65			
Environment	Wet Location			
Warranty	5 years Standard			

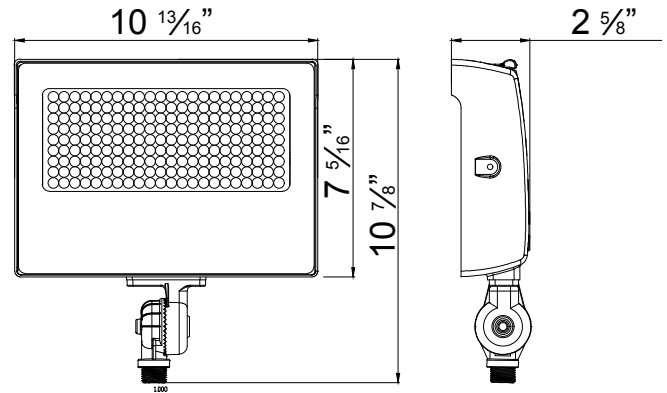
Sektor LED Flood Light Series

Dimensions

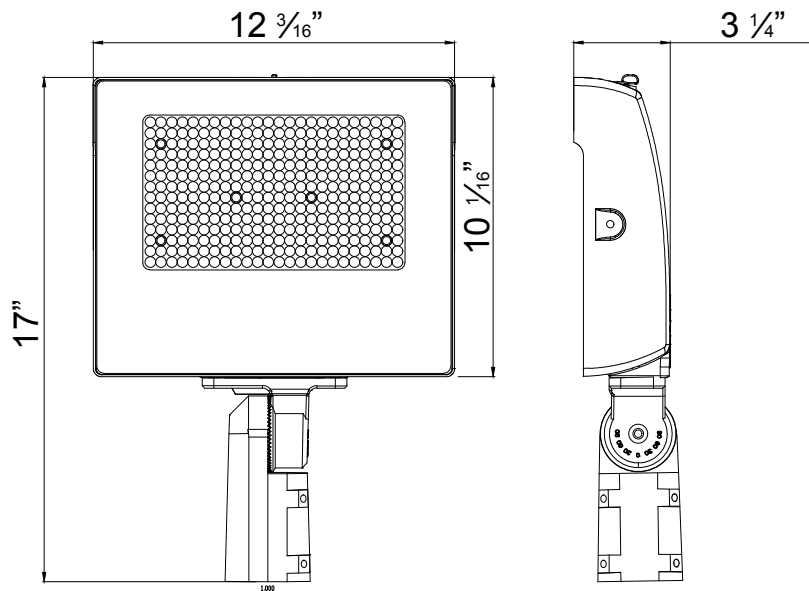
SFLD-15 / SFLD1



SFLD2



SFLD3

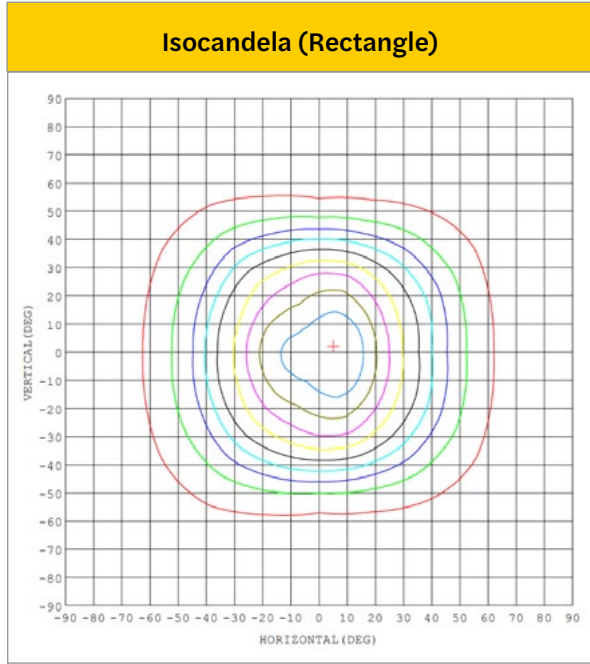
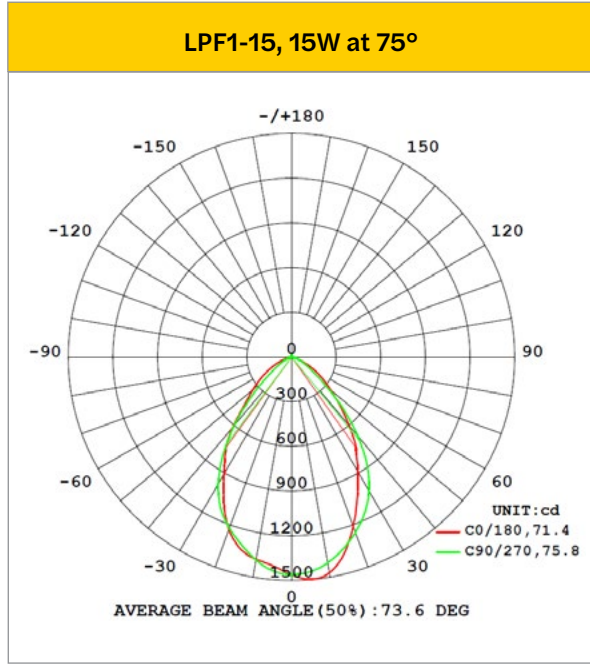


LED Luminaires

Sektor LED Flood Light Series

Photometrics*

* The below diagrams and zonal lumen summaries represent each fixture at highest wattage selection and at 5000K. For complete photometry/IES files, please visit our website.



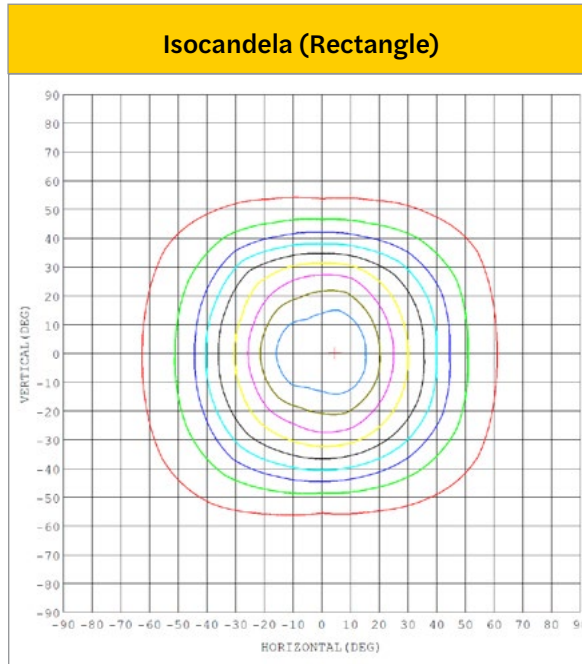
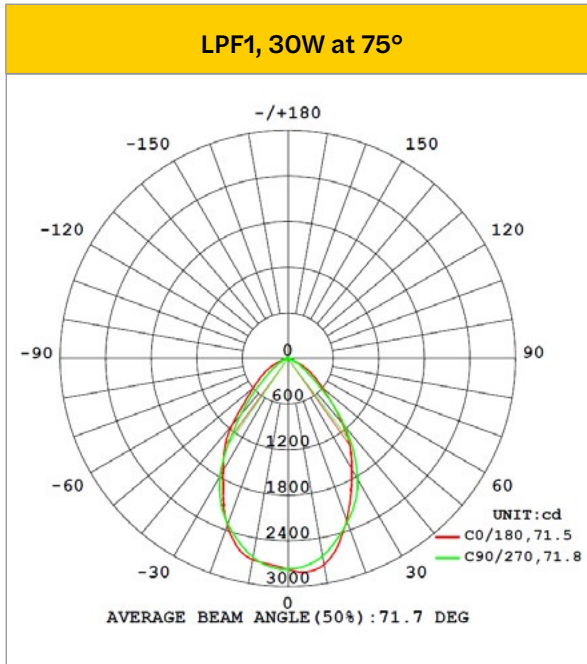
Zonal Lumen Summary

LCS Zone	Lumens	%Luminaire
FL - Front-Low(0-30)	513.9	22.6
FM - Front-Medium(30-60)	568.0	25.0
FH - Front-High(60-80)	72.7	3.2
FVH - Front-Very High(80-90)	1.3	0.1
Total Forward Light	1169.8	51.5
BL - Back-Low(0-30)	502.8	22.1
BM - Back-Medium(30-60)	524.4	23.1
BH - Back-High(60-80)	60.9	2.7
BVH - Back-Very High(80-90)	1.6	0.1
Total Back Light	1103.8	48.5
UL - Uplight-Low(90-100)	0.7	0.0
UH - Uplight-High(100-180)	27.4	1.2
Total Up Light	28.1	1.2

Sektor LED Flood Light Series

Photometrics*

*The below diagrams and zonal lumen summaries represent each fixture at highest wattage selection and at 5000K.
 For complete photometry/IES files, please visit our website.

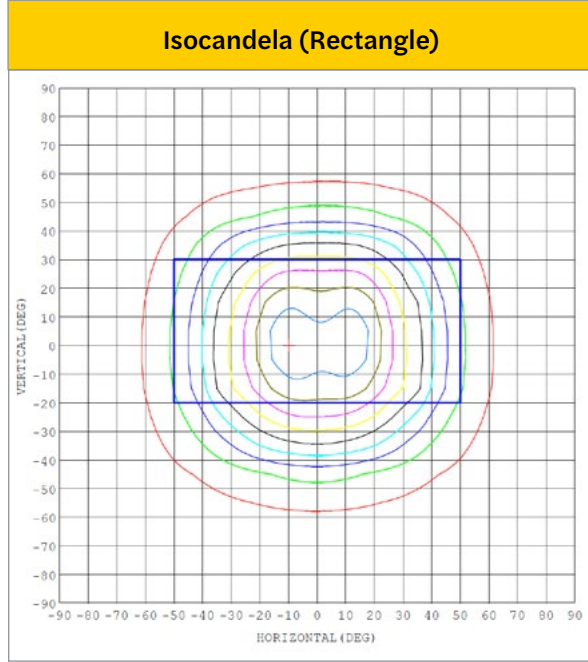
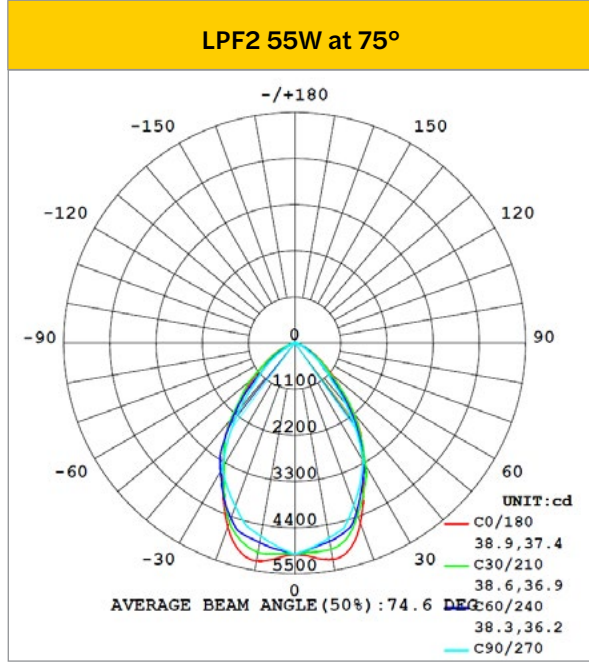


Zonal Lumen Summary		
LCS Zone	Lumens	%Luminaire
FL - Front-Low(0-30)	956.8	23.2
FM - Front-Medium(30-60)	988.7	24.0
FH - Front-High(60-80)	121.3	2.9
FVH - Front-Very High(80-90)	2.0	0.0
Total Forward Light	2094.3	50.8
BL - Back-Low(0-30)	958.3	23.2
BM - Back-Medium(30-60)	931.5	22.6
BH - Back-High(60-80)	110.6	2.7
BVH - Back-Very High(80-90)	2.9	0.1
Total Back Light	2028.7	49.2
UL - Uplight-Low(90-100)	1.3	0.0
UH - Uplight-High(100-180)	49.7	1.2
Total Up Light	51.0	1.2

Sektor LED Flood Light Series

Photometrics*

*The below diagrams and zonal lumen summaries represent each fixture at highest wattage selection and at 5000K.
 For complete photometry/IES files, please visit our website.

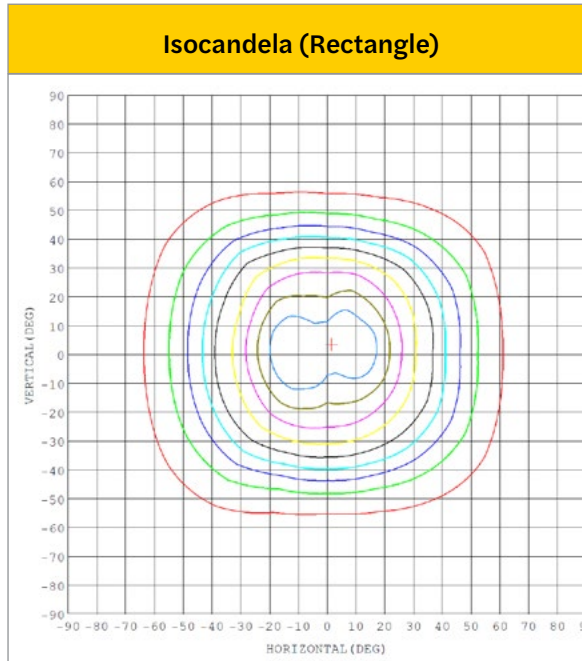
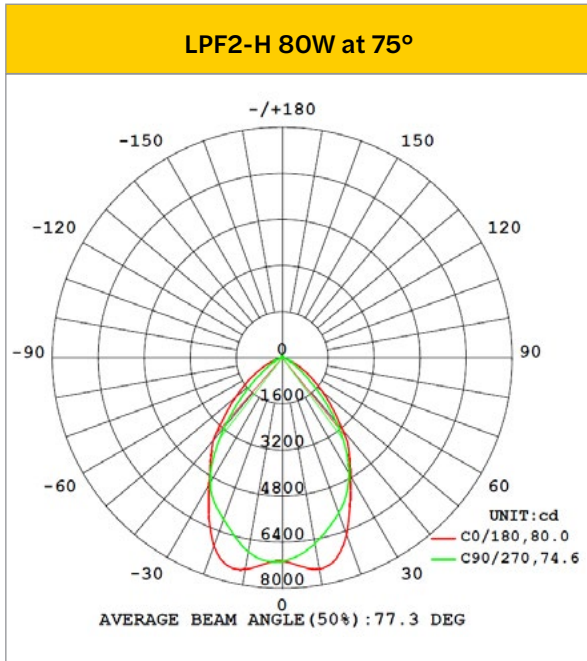


Zonal Lumen Summary		
LCS Zone	Lumens	%Luminaire
FL - Front-Low(0-30)	1778.3	23.1
FM - Front-Medium(30-60)	1758.4	22.9
FH - Front-High(60-80)	222.9	2.9
FVH - Front-Very High(80-90)	13.2	0.2
Total Forward Light	3772.7	49.1
BL - Back-Low(0-30)	1815.8	23.6
BM - Back-Medium(30-60)	1886.7	24.6
BH - Back-High(60-80)	199.6	2.6
BVH - Back-Very High(80-90)	8.0	0.1
Total Back Light	3910.2	50.9
UL - Uplight-Low(90-100)	0	0.0
UH - Uplight-High(100-180)	0	0.0
Total Up Light	0	0.0

Sektor LED Flood Light Series

Photometrics*

*The below diagrams and zonal lumen summaries represent each fixture at highest wattage selection and at 5000K. For complete photometry/IES files, please visit our website.

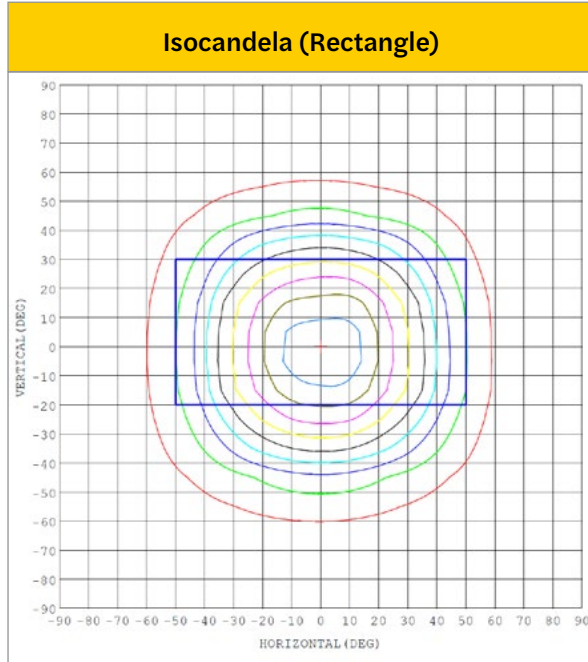
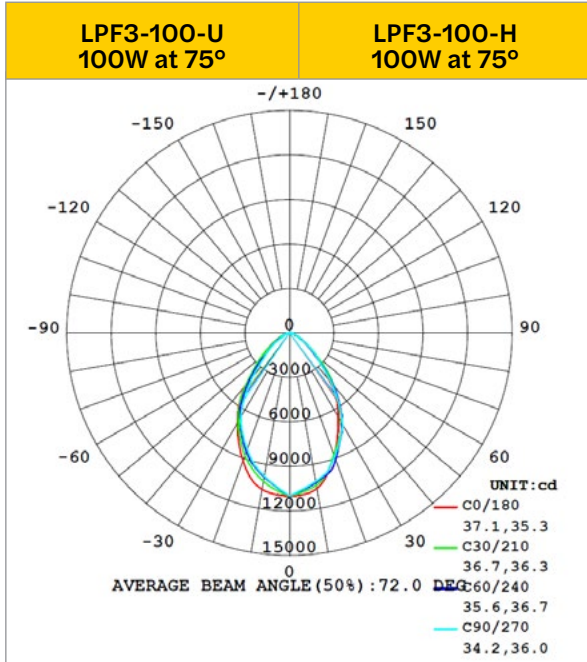


Zonal Lumen Summary		
LCS Zone	Lumens	%Luminaire
FL - Front-Low(0-30)	2522.7	21.8
FM - Front-Medium(30-60)	2700.8	23.3
FH - Front-High(60-80)	311.7	2.7
FVH - Front-Very High(80-90)	7.2	0.1
Total Forward Light	5628.9	48.6
BL - Back-Low(0-30)	2641.7	22.8
BM - Back-Medium(30-60)	2896.1	25.0
BH - Back-High(60-80)	333.6	2.9
BVH - Back-Very High(80-90)	10.2	0.1
Total Back Light	5962.6	51.4
UL - Uplight-Low(90-100)	8.7	0.1
UH - Uplight-High(100-180)	158.9	1.4
Total Up Light	167.5	1.4

Sektor LED Flood Light Series

Photometrics*

*The below diagrams and zonal lumen summaries represent each fixture at highest wattage selection and at 5000K.
 For complete photometry/IES files, please visit our website.

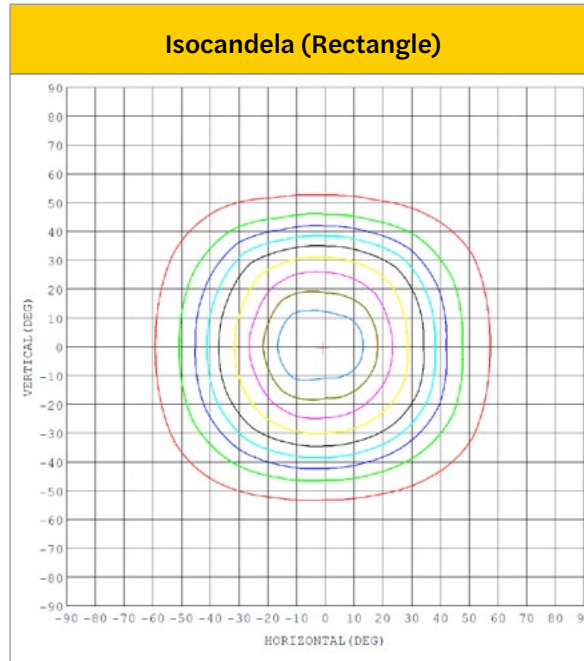
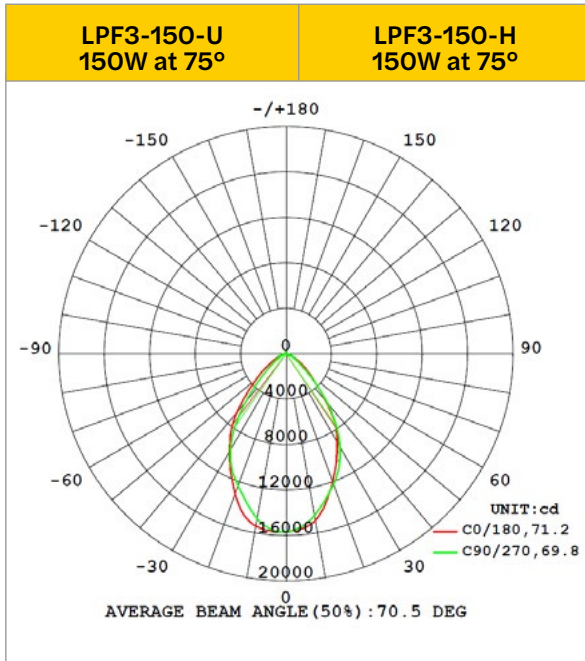


Zonal Lumen Summary		
LCS Zone	Lumens	%Luminaire
FL - Front-Low(0-30)	3701.6	23.6
FM - Front-Medium(30-60)	3831.9	24.4
FH - Front-High(60-80)	501.5	3.2
FVH - Front-Very High(80-90)	38.3	0.2
Total Forward Light	8073.2	51.5
BL - Back-Low(0-30)	3593.8	22.9
BM - Back-Medium(30-60)	3589.0	22.9
BH - Back-High(60-80)	407.6	2.6
BVH - Back-Very High(80-90)	19.7	0.1
Total Back Light	7610.0	48.5
UL - Uplight-Low(90-100)	0	0.0
UH - Uplight-High(100-180)	0	0.0
Total Up Light	0	0.0

Sektor LED Flood Light Series

Photometrics*

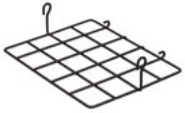

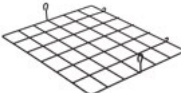








*The below diagrams and zonal lumen summaries represent each fixture at highest wattage selection and at 5000K.
 For complete photometry/IES files, please visit our website.



Zonal Lumen Summary		
LCS Zone	Lumens	%Luminaire
FL - Front-Low(0-30)	5176.9	23.8
FM - Front-Medium(30-60)	4922.1	22.6
FH - Front-High(60-80)	527.7	2.4
FVH - Front-Very High(80-90)	16.9	0.1
Total Forward Light	10776.0	49.5
BL - Back-Low(0-30)	5278.2	24.3
BM - Back-Medium(30-60)	5032.6	23.1
BH - Back-High(60-80)	521.1	2.4
BVH - Back-Very High(80-90)	19.1	0.1
Total Back Light	10974.0	50.5
UL - Uplight-Low(90-100)	6.1	0.0
UH - Uplight-High(100-180)	249.5	1.1
Total Up Light	255.5	1.2

Sektor LED Flood Light Series

Options & Accessories

Product Image	Product SKU	Product Code	Product Description
	22912	SFLD-1-WHG	Wire Guard For SFLD1
	22914	SFLD-2-WHG	Wire Guard For SFLD2
	22915	SFLD-3-WHG	Wire Guard For SFLD3
	22916	SFLD-1-WPM	Yoke Mount For SFLD1
	22922	SFLD-2-WPM	Yoke Mount For SFLD2
	22917	SFLD-3-WPM	Yoke Mount For SFLD3
	22918	SFLD-1-SHROUD	Shroud For SFLD1
	22919	SFLD-2-SHROUD	Shroud For SFLD2
	22920	SFLD-3-SHROUD	Shroud For SFLD3
	10231	PC/JL205C	Photocell Twist Lock 120 - 277VAC JL 205C
	20260	PC/TW480V	Photocell Twist Lock 480V