

ROUND PENDANT LED HIGH BAY
HP Gen. 2 SERIES



Standard Fixture with Frosted Lens



Fixture with Shade*



Fixture with Shade and Drop Lens*

*Shade and Drop Lens purchased separately



PRODUCT DESCRIPTION:

The Round Pendant LED High Bay blends high performance with a premium aesthetic that is well suited to many industrial and commercial applications, including retail and big box stores, auto showrooms, gymnasiums, warehouses and manufacturing facilities. The high bay features cutting-edge optics that deliver exceptional efficacy up to 158 lm/W with minimal glare. The high bay also features a high transmission polycarbonate diffuser, a profile as low as 5", integrated sensor design, and innovative patent-pending thermal heat sinks. The HP Series is designed for performance in high ambient temperatures up to 50°C.

FEATURES:

- Trade Agreements Act (TAA) and compliant
- Buy American Act (BAA) compliant product available - contact MaxLite for details
- 10 year warranty
- Power Factor > 0.9
- 0-10V Dimming
- Beam angle 105°
- Polycarbonate shade with drop lens optional
- Indoor / Damp rated
- Transient Protection ANSI C62.41 Cat.B - 6.0kV

CONSTRUCTION:

- Innovative ALDC12 die cast heat sinks for exceptional thermal performance even in high ambient temperatures
- White powder coated standard
- 3/4" NPT steel hook standard
- 4 ft whip

WARRANTY:

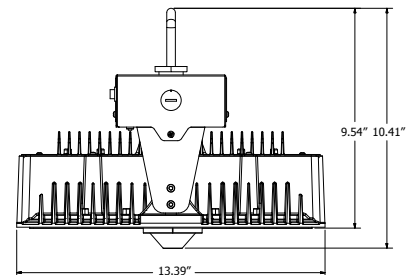
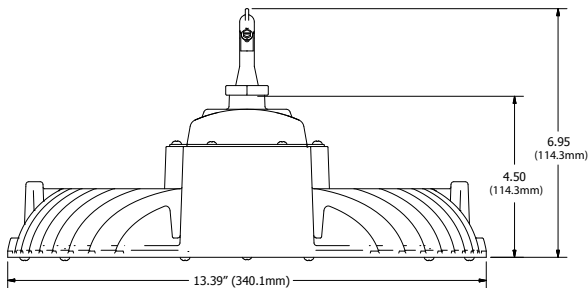
10-year standard warranty with labor allowance* (see terms at www.maxlite.com/warranties)

*Warranty Limitations: Product must be rated for application per the Product Data Sheet (PDS); operated ≤16 hrs; in ambient temperatures -4°F to 77°F.

*Up to \$25/unit; registration required. Additional coverage may be available for purchase; contact MaxLite.

*Excludes EM/MS versions; component warranty applies.

*If ambient temperatures fall outside the -4°F to 77°F range, product is warranted for 5 years according to the operating temperature range specified on the PDS.



Highbay with battery backup and integrated sensor

MaxLite Makes It!
Don't see what you need? Additional wattages and specifications available upon request - contact your MaxLite rep!

MODEL SELECTION		Typical order example: HP-130UF-40EMMSC							
HP	-				-				
FAMILY	-	WATTAGE	VOLTAGE	LENS	-	CCT	BBU	CORD SET	OPTIONS
HP= High Bay Pendant	-	090= 90W 130= 130W 160= 160W 185= 185W	U= 120-277V H= 347-480V	(OMIT)= No Lens F= Frosted	-	40= 4000K 50= 5000K	(OMIT)= None EM= Battery Backup	(OMIT)= None C1= 120V cord & 5-15P plug C2= 277V cord & L7-15P plug C3= 347V cord & L24-20P plug C4= 480V cord & L8-20P plug	(OMIT)= None MSO= On/Off Motion Sensor MSC= Bi-Level w/ Remote Capability MSV= Bi-Level Motion Sensor MSM= Bi-Level Microwave Motion Sensor

- NOTES:**
- To stem mount product, remove hook in the field.
 - Battery backup provides 2800 lumens for 90 minutes
 - Battery backup and optional cords cannot be used together
 - Battery backup cannot be used with 347-480V product
 - When high voltage is required, MSV is the only sensor option available
 - Factory installed EM option not available to be sold in CA or OR, order code #102621 can be used as a field installable accessory

SPECIFICATIONS:

		HP-090UF-50	HP-130UF-50	HP-160UF-50	HP-185UF-50
ITEM	SPECIFICATION	DETAILS			
GENERAL PERFORMANCE	Power Consumption (W)	88.1	129.7	159.5	180.2
	Equivalent Wattage	175W	250W	400W	600W
	Lumens Delivered (lm)	12,100	17,900	22,260	25,770
	Efficacy (lm/W)	137 lm/W	138 lm/W	140 lm/W	143 lm/W
	CRI	≥80			
	Color Temperature (K)	5000K (4000K available, contact MaxLite for info.)			
	L70 Lumen maintenance (hours)	100,000			
	Color Consistency	Proprietary binning for uniform color			
ELECTRICAL	Power Factor	>0.9			
	Input Voltage	120-277V (347-480V optional)			
	Dimming	0-10V, to 10%			
PHYSICAL	Mounting	Hook Standard, optional 3/4" pipe, wall			
	Operating Temperature	-40°F to 122°F (-40°C to 50°C)			
	Humidity	10-90% RH, non-condensing			
CERTIFICATION	Certification	UL, FCC, LM79			
	Material Usage	RoHS compliant; no mercury			
	Environment	Indoor / Damp			
	Warranty	10 year warranty*			










*To stem mount product, remove hook in the field.

ORDERING*:






ORDER CODE	MODEL NUMBER	WATTAGE	CCT
1410223	HP-090UF-50	90	5000K
1410225	HP-130UF-50	130	
1410227	HP-160UF-50	160	
1410229	HP-185UF-50	185	
1410222	HP-090UF-40	90	4000K
1410224	HP-130UF-40	130	
1410226	HP-160UF-40	160	
1410228	HP-185UF-40	185	

*Please contact your MaxLite representative to order products that don't have order codes listed here.

OTHER ACCESSORIES:

ORDER CODE	MODEL NUMBER	DESCRIPTION	PRODUCT IMAGE
100427	HP-SHADE-FR2	PC Shade for GEN 2 HP High Bay 16" Frosted	
100426	HP-DRPLNS2	Drop Lens for HP GEN 2 High Bay with Installation Screws *Shade is required for use of drop lens*	
103489	HP-WMBKIT	Surface mount bracket kit for HP Gen 2 High Bay	
14099154	HP-WGW	Wire Guard	
101286	BLHTD120-12/5	10' Modular Wiring Drop (120V)	
75324	BLHTD277/480-12/5	10' Modular Wiring Drop (277/480V)	
103492	RMTITXSRP280	MSC Sensor Remote	
102184	FSIR-100	High FSIR-100 MSV Sensor Remote	
102621	EBUUP20020D0400S-H	Field Installable Emergency Battery, Backup [50v-200V] 20W	

* Wire Guard not compatible with shade or drop lens

SENSOR OPTION	TECHNOLOGY	DIMMING	DAYLIGHT HARVESTING	REMOTE CONTROL	QR CODE
MSO	PIR	On/Off	Set Point	No	
MSV	PIR	Bi-Level	Set Point	No	
MSV (347-480V)	PIR	Bi-Level	Set Point	Yes	
MSC	PIR	Bi-Level	Continuous	Yes	
MSM	High-Frequency	Bi-Level	Set Point	No	

* For motion sensor settings and information, please visit www.maxlite.com/controls

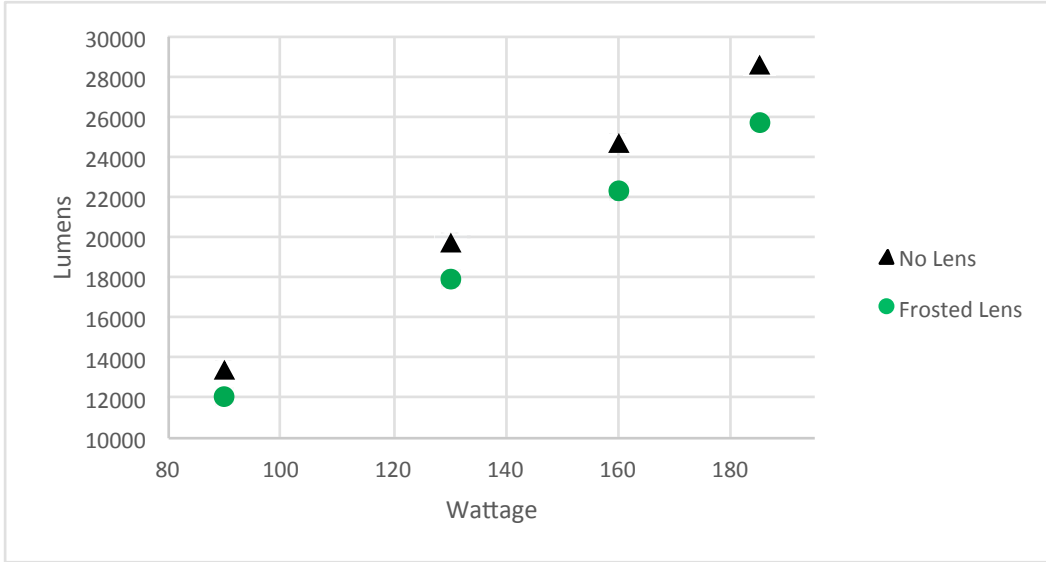
OPERATIONAL DATA:

	NOMINAL WATTAGE	NO LENS			FROSTED LENS		
		LUMENS	EFFICACY	WATTAGE AT 120V	LUMENS	EFFICACY	WATTAGE AT 120V
Delivered Lumens, 4000K	90W	13,060	147.7	88.4	11,823	133.8	88.4
	130W	19,325	148.3	130.2	17,495	134.4	130.3
	160W	24,073	150.8	159.6	21,794	136.6	159.7
	185W	27,860	154.3	180.6	25,222	139.7	180.5
Delivered Lumens, 5000K	90W	13,384	151.9	88.1	12,100	137.3	88.1
	130W	19,797	152.6	129.7	17,897	138.0	129.7
	160W	24,627	154.4	159.5	22,264	139.6	159.5
	185W	28,501	158.2	180.2	25,766	143.0	180.2

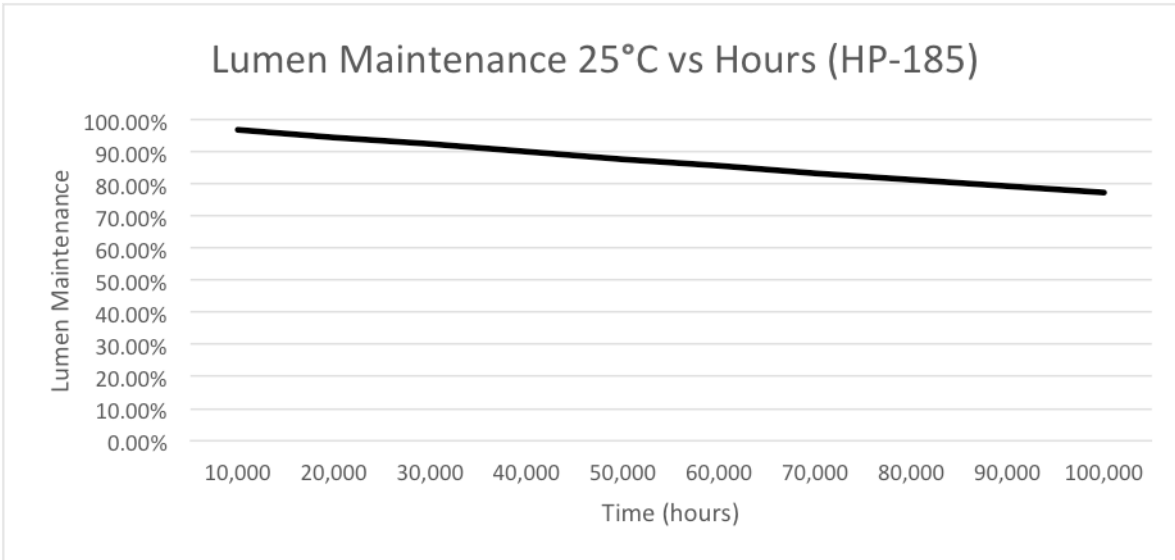
CURRENT TABLE:

NOMINAL WATTAGE	VOLTAGE	
	120V-277V	347-480V
90W	0.74-0.33	0.26-0.2
130W	1.09-0.48	0.39-0.3
160W	1.37-0.59	0.45-0.34
185W	1.54-0.66	0.53-0.39

WATTAGE VS LUMENS:



The products used for this table were measured at 120V and 5000K CCT



LUMEN MAINTENANCE:

Time	10,000	20,000	30,000	40,000	50,000	60,000	70,000	80,000	90,000	100,000
Lumen Maintenance	96.99%	94.58%	92.22%	89.92%	87.68%	85.49%	83.36%	81.28%	79.26%	77.28%