

PROJECT NAME: _____
 NOTES: _____

CAT. #: _____
 FIXTURE SCHEDULE: _____

Enhanced Bullet Flood

BF Series



Product Description:

Ideal for landscape, facade and sign lighting applications, the Enhanced Bullet Flood offers tremendous versatility in a small package. Featuring wattage and CCT selectability as well as an integral photocell, 3 different lens options and a visor, this small flood provides everything you need for small outdoor lighting applications.

Features:

- Wattage Selectable (9/16/25W)
- CCT Selectable (3/4/5K)
- 3 Beam Patterns Available - Medium/Wide (in carton), Narrow lens (ordered separately)
- Integral photocell with on/off switch included standard

Construction:

- Die cast aluminum body
- Bronze corrosion resistant polyester powder coat finish
- Adjustable Knuckle with 1/2" threaded nipple
- Shatter proof, UV stabilized polycarbonate lens

Ordering Structure

FAMILY	WATTAGE (NOMINAL)	VOLTAGE	DISTRIBUTION	-	CCT	COLOR	CONTROLS
BF= Bullet Flood	25= 25W/16W/9W	U= 120-277V	W= Wide/Medium lens in carton (Narrow lens available separately as accessory)	-	WCS Wattage Selectable & CCT Selectable 3K/4K/5K	B= Dark Bronze W= White <i>Contact MaxLite for additional finishes</i>	PC= Photocell with on/off switch included

Stocked Items | DLC 5.1 Listing

ORDER CODE	MODEL NUMBER	DLC PRODUCT ID#	DLC CLASSIFICATION	DLC CATEGORY
111125	BF25UW-WCSBPCTA	S-EJRDG4	Premium	Architectural Flood and Spot Luminaires
111127	BF25UW-WCSWPCTA	S-EJRDG4	Premium	Architectural Flood and Spot Luminaires



5-year standard warranty








(further details available at www.maxlite.com/warranties) Product may be eligible for a warranty extension to 10 years, for an additional fee. Contact MaxLite for details.



Enhanced Bullet Flood

BF Series

Accessories (SOLD SEPARATELY)

ORDER CODE	MODEL NUMBER	DESCRIPTION	IMAGE
110635	BF25-NARROWLENS	BULLET FLOOD 25W NARROW LENS	
110637	BF25VISOR-B	BULLET FLOOD 25W VISOR, BRONZE	
110638	BF25VISOR-W	BULLET FLOOD 25W VISOR, WHITE	
101679	TR2.37BZ	TENNON REDUCER, 2-3/8" OD TO 1/2" THREAD, BRONZE (SLIPFITTER APPLICATIONS)	
105551	MTGCOVER	DIE CAST ALUMINUM MOUNTING COVER WITH 3X 1/2" THREADED CONDUIT HOLES, BRONZE WITH DARK FINISH HARDWARE	
104352	GROUNDSTAKE	21" BLACK PVC GROUND STAKE WITH BRONZE DIE CAST CAP, GROUND STABILIZERS BARS AND HARDWARE TO MOUNT JUNCTION BOX, WHICH ALLOWS ADDING AN EXTERNAL PHOTOCELL	
104350	JBOXB-4TH	JUNCTION BOX WITH 4 1/2" CONDUIT HOLES TOP COVER. PROVIDES MOUNTING FOR FLAT SURFACES AND ADDING EXTERNAL PC (PC-120277EXT)	

Specifications

Specifications	BF25UW-WCS[ALL OPTIONS]		
	9W	16W	25W
Power Consumption (W)	9W	16W	25W
Lumens Delivered (lm)	1,180 - 1,300lm	2,090-2,320lm	3,060-3,320lm
Efficacy (lm/w)	131-145lm/w		
CRI	≥80		
Color Temperature (K)	Selectable between 3/4/5K		
Beam Angle	Medium (5x5, 45°)/Wide (7x7, 107°) in carton, Narrow (4x4 26°) sold as an accessory		
Voltage	120-277V 50/60Hz		
Surge Protection	4kV integral to driver		
Lumen Maintenance (L70) hrs	100,000 Hrs		
Controls	Integral photocell with on/off switch, 0-10V dimming driver		
Housing	Die cast aluminum with corrosion resistant powder coat paint		
Mounting	Adjustable Knuckle with 1/2" threaded Nipple		
Lens	UV stabilized shatterproof Polycarbonate		
Operating Temperature	-40°F - 104°F (-40°C - 40°C)		
Weight	3.15lbs (1.43kg)		
Certification	ULus, FCC		
Qualifications	N/A	N/A	DLC Premium 5.1
Material Usage	RoHS Compliant; No Mercury		
Environment	IP65 and Wet Location		
Warranty	5 years		



Enhanced Bullet Flood BF Series

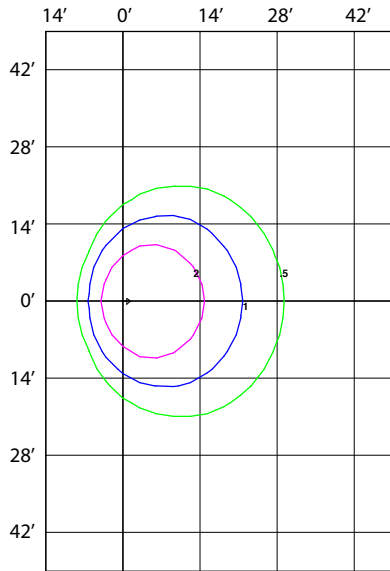
ISOFOOTCANDLE:

LEGEND

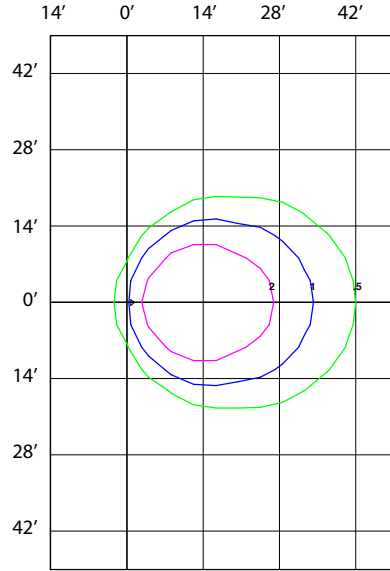
Each gridline represents one mounting height.
For mounting heights other than noted multiply FC by the below factor.

- 0.5 fc
- 1 fc
- 2 fc
- 5 fc
- 10 fc
- 20 fc

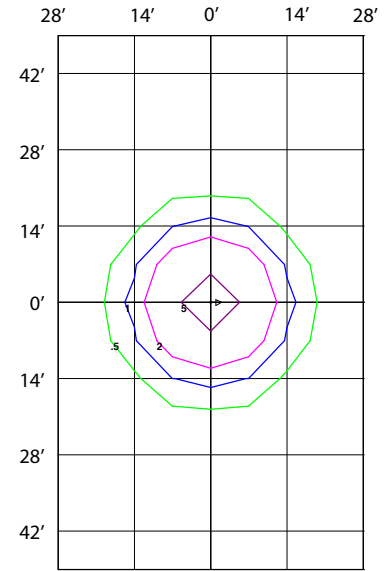
$$\frac{(\text{Chart's Mtg Height})^2}{(\text{Actual Mtg Height})^2}$$



25W, WIDE LENS,
12' SET BACK, 45° TILT



25W, MEDIUM LENS,
20' SET BACK, 45° TILT



25W, NARROW LENS,
35' SET BACK, NO TILT

Dimensions

