

**HID POST TOP**  
HID SERIES



**PRODUCT DESCRIPTION:**

MaxLite's HID Post Top lamps are an easy and long-lasting replacement for HID bulbs in high/low bay fixtures and decorative post top luminaires. Designed to retrofit E26/E39/EX39 sockets with a simple ballast bypass, these LED lamps deliver high quality illumination at 60 percent energy savings vs. conventional light sources.



**FEATURES:**

- Mounting: Vertical, base up or base down
- Simple ballast bypass
- Instant-on, no warm up time
- Mercury free and virtually no UV or IR light
- Built-in intelligent over temperature protection IC
- Surge protection: 4kV
- THD: <20%
- Base: EX39 Mogul, E26

**WARRANTY:**

5-year standard warranty  
(further details available at [www.maxlite.com/warranties](http://www.maxlite.com/warranties))  
Product may be eligible for a warranty extension to 10 years, for an additional fee. Contact MaxLite for details.

**ORDER STRUCTURE**

WATTAGE (NOMINAL)	FAMILY	COLOR TEMPERATURE	BASE
27= 27W	PT = HID Post Top	40= 4000K	E26
36= 36W		50= 5000K	EX39
45= 45W			
54= 54W			
100= 100W			

**NOTES:**

1. E26 Base available for 27W only.
2. 27W not compatible with any sensors.

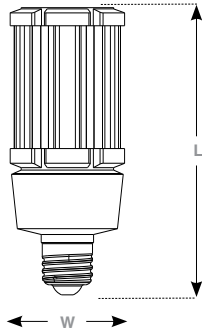
**STOCKED ITEMS**

ORDER CODE	MODEL NUMBER	QTY IN MASTER CARTON
14102035	27PT40E26	16
14102034	27PT50E26	
14102037	36PT40EX39	
14102036	36PT50EX39	
14102039	45PT40EX39	
14102038	45PT50EX39	
14102041	54PT40EX39	
14102040	54PT50EX39	
14102043	100PT40EX39	6
14102042	100PT50EX39	

**SPECIFICATIONS**





		27PTxxE26	36PTxxEX39	45PTxxEX39	54PTxxEX39	100PTxxEX39
ITEM	SPECIFICATION	DETAILS				
<b>GENERAL PERFORMANCE</b>	Input Power (W)	27W	36W	45W	54W	100W
	Replacement	100W MH	150W MH	175W MH	200-250W MH	400W MH
	Lumens Delivered (lm)	3,900 lm	5,400 lm	6,750 lm	8,100 lm	15,000 lm
	Efficacy (lm/W)	144 lm/W	150 lm/W			
	CRI	>80				
	Color Temperature (K)	4000K and 5000K				
	L70 Lumen Maintenance* (hours)	50,000 Hrs.				
<b>ELECTRICAL</b>	Power Factor	≥0.9				
	Input Voltage	120-277V				
<b>PHYSICAL</b>	Rated to Enclosed Fixture	Yes				
	Operating Temperature	-40°F - 140°F				
	Base Type	EX26	EX39			
<b>QUALIFICATION</b>	Certifications	FCC, cULus Listed , cULus Classified, RoHS Compliant, LM80				
	Material Usage	no mercury				
	Environment	Damp				
	Warranty	5 year standard warranty				

**DIMENSIONS**



DIMENSIONS		
PRODUCT	L	W
27PT40E26	6.6"	2.4"
27PT50E26		
36PT40EX39	8.3"	3.3"
36PT50EX39		
45PT40EX39	9.5"	3.3"
45PT50EX39		
54PT40EX39		
54PT50EX39		
100PT40EX39	10.2"	5.1"
100PT50EX39		

**ACCESSORIES**

DESCRIPTION	MODEL NUMBER	ORDER CODE	ACCESSORY IMAGE
TEMP LIGHT WIRE FIXTURE WITH MOGUL BASE	SKFTLE39	71045	
PHOTOCELL SENSOR	DTDS-PT <sup>1</sup>	103637	
MICROWAVE SENSOR	MS-PT <sup>1</sup>	103638	
PIR SENSOR	PIR-PT <sup>1</sup>	103636	

**NOTES:**

1. 27W not compatible with any sensors.