

SYLVANIA Luminaires

Hi-PerformanceLED™ Recessed Downlight Kit

Application

The SYLVANIA Hi-PerformanceLED Recessed Downlight is available in 3", 4", 6" and 8" models that create high performing light and are optimized for new construction and retrofit applications that previously utilized pin-based compact fluorescent lamps. Installation is done quickly and easily in most standard frames. The lumen selectable switch allows for customizable light replacing up to 100W compact fluorescent lamp and offering up to 60% energy savings when compared to traditional technologies.

Benefits and Features

- Low Glare: UGR <19
- High CRI (>90) ensures a high quality light
- Quick disconnect allows for installation in new construction installation
- Specular reflectors with carefully placed luminous elements offer excellent cutoff for comfortable lighting with high visual impact
- Junction box included to save money and time on job site
- ENERGY STAR® rated to maximize rebate opportunities
- Up to 98 LPW
- 2700K, 3000K, 3500K, 4000K and 5000K color temperatures available
- Energy savings up to 60%
- Flicker free (<2% for 0-10V, <10% for phase-cut)

Electrical

- 120-277VAC for 0-10V dimmable versions, 120VAC for phase-cut dimmable versions
- Power Factor >90%
- THD <20%
- Phase-cut dimming and 0-10V dimming models are both available (see ordering guide for details)

Rated Life

- ≥60,000 hours (L₇₀) @25°C

Warranty

- 5-year

Ambient Operating Range

- -4°F to +104°F (-20°C to +40°C)

Item #
Type
Project
Notes
Date



Wattage Comparison

Traditional Source	LED System Wattage	Energy Savings
5, 7, or 9W CFL	4, 5 or 6W	33%
13, 16 or 18W CFL	7, 9 or 10.5W	42%
13, 18 or 23W CFL	8, 10 or 12W	48%
18, 23 or 32W CFL	12, 14 or 16W	50%
18, 32 or 2x26W CFL	11, 16 or 21W	60%
2x42 or 100W CFL	31, 41 or 51W	49%

Certifications and Listings

- cETLus
- RoHS
- FCC
- ENERGY STAR
- Classified for stand-alone and retrofit applications as per UL 1598/1598C
- IC rated for direct contact with insulation. Allows for installation without a housing*
- Certified airtight as per ASTM E283-04
- Suitable for dry, damp, and wet locations

Installation

- Installation performed as a stand-alone kit is recommended for hard ceilings. Installation of a recessed incandescent frame is recommended for tiled ceiling application.

*3000 lumen and above models are not IC rated.



Ordering Guide

LEDRT	X	/ R	4A	S	XXXX	X	D	/ 9	XX	S
Product Name	Size	Shape	Generation	Selectability	Lumen Output	Voltage	Dimming	CRI	Color Temp	Reflector
LED RT = LED	3 = 3"	R = Round	4A = Generation 4A	S = Lumen selectable	500 = 350, 450 or 500 lumens 900 = 600, 750 or 900 lumens 1100 = 700, 900 or 1100 lumens 1500 = 1100, 1300 or 1500 lumens 2000 = 1000, 1500 or 2000 lumens 5000 = 3000, 4000 or 5000 lumens	U = 120-277V S = 120V	D = 0-10V T = phase-cut dimming	9 = >90	27 = 2700K 30 = 3000K 35 = 3500K 40 = 4000K 50 = 5000K	S = Specular
Downlight	compatible can 4 = 4" compatible can 6 = 6" compatible can 8 = 8" compatible can									

Ordering Information

Item Number	Ordering Abbreviation	Power (W)	Input Voltage (V)	Dimming	CRI	Color Temp	Total Fixture Lumens	ENERGY STAR®	LPW	Options	MTO*
61537	LEDRT3/R4AS500U/D/927S	4, 5 or 6	120-277	0-10V	90	2700K	350, 450 or 500	Yes	83	–	–
61538	LEDRT3/R4AS500UD/930S	4, 5 or 6	120-277	0-10V	90	3000K	350, 450 or 500	Yes	83	–	–
61539	LEDRT3/R4AS500UD/935S	4, 5 or 6	120-277	0-10V	90	3500K	350, 450 or 500	Yes	83	–	–
61540	LEDRT3/R4AS500UD/940S	4, 5 or 6	120-277	0-10V	90	4000K	350, 450 or 500	Yes	83	–	–
61541	LEDRT3/R4AS500UD/950S	4, 5 or 6	120-277	0-10V	90	5000K	350, 450 or 500	Yes	83	–	–
61542	LEDRT4/R4AS900UD/927S	7, 9 or 10.5	120-277	0-10V	90	2700K	600, 750 or 900	Yes	86	–	–
61543	LEDRT4/R4AS900UD/930S	7, 9 or 10.5	120-277	0-10V	90	3000K	600, 750 or 900	Yes	86	–	–
61544	LEDRT4/R4AS900UD/935S	7, 9 or 10.5	120-277	0-10V	90	3500K	600, 750 or 900	Yes	86	–	–
61545	LEDRT4/R4AS900UD/940S	7, 9 or 10.5	120-277	0-10V	90	4000K	600, 750 or 900	Yes	86	–	–
61546	LEDRT4/R4AS900UD/950S	7, 9 or 10.5	120-277	0-10V	90	5000K	600, 750 or 900	Yes	86	–	MTO
61547	LEDRT6/R4AS1100UD/927S	8, 10 or 12	120-277	0-10V	90	2700K	700, 900 or 1100	Yes	92	EMBB Ready	–
61548	LEDRT6/R4AS1100UD/930S	8, 10 or 12	120-277	0-10V	90	3000K	700, 900 or 1100	Yes	92	EMBB Ready	–
61549	LEDRT6/R4AS1100UD/935S	8, 10 or 12	120-277	0-10V	90	3500K	700, 900 or 1100	Yes	92	EMBB Ready	–
61550	LEDRT6/R4AS1100UD/940S	8, 10 or 12	120-277	0-10V	90	4000K	700, 900 or 1100	Yes	92	EMBB Ready	–
61551	LEDRT6/R4AS1100UD/950S	8, 10 or 12	120-277	0-10V	90	5000K	700, 900 or 1100	Yes	92	EMBB Ready	MTO
61552	LEDRT6/R4AS1500UD/930S	12, 14 or 16	120-277	0-10V	90	3000K	1100, 1300 or 1500	Yes	94	EMBB Ready	–
61553	LEDRT6/R4AS1500UD/935S	12, 14 or 16	120-277	0-10V	90	3500K	1100, 1300 or 1500	Yes	94	EMBB Ready	–
61554	LEDRT6/R4AS1500UD/940S	12, 14 or 16	120-277	0-10V	90	4000K	1100, 1300 or 1500	Yes	94	EMBB Ready	–
61555	LEDRT6/R4AS1500UD/950S	12, 14 or 16	120-277	0-10V	90	5000K	1100, 1300 or 1500	Yes	94	EMBB Ready	MTO
61556	LEDRT8/R4AS2000UD/930S	11, 16 or 21	120-277	0-10V	90	3000K	1000, 1500 or 2000	Yes	95	EMBB Ready	–
61557	LEDRT8/R4AS2000UD/935S	11, 16 or 21	120-277	0-10V	90	3500K	1000, 1500 or 2000	Yes	95	EMBB Ready	–
61558	LEDRT8/R4AS2000UD/940S	11, 16 or 21	120-277	0-10V	90	4000K	1000, 1500 or 2000	Yes	95	EMBB Ready	–
61559	LEDRT8/R4AS2000UD/950S	11, 16 or 21	120-277	0-10V	90	5000K	1000, 1500 or 2000	Yes	95	EMBB Ready	MTO
61560	LEDRT8/R4AS5000UD/930S	31, 41 or 51	120-277	0-10V	90	3000K	3000, 4000 or 5000	Yes	98	EMBB Ready	–
61561	LEDRT8/R4AS5000UD/935S	31, 41 or 51	120-277	0-10V	90	3500K	3000, 4000 or 5000	Yes	98	EMBB Ready	–
61562	LEDRT8/R4AS5000UD/940S	31, 41 or 51	120-277	0-10V	90	4000K	3000, 4000 or 5000	Yes	98	EMBB Ready	–
61563	LEDRT8/R4AS5000UD/950S	31, 41 or 51	120-277	0-10V	90	5000K	3000, 4000 or 5000	Yes	98	EMBB Ready	MTO
61564	LEDRT3/R4AS500ST/927S	4, 5 or 6	120	Phase-Cut	90	2700K	350, 450 or 500	Yes	83	–	MTO
61565	LEDRT3/R4AS500ST/930S	4, 5 or 6	120	Phase-Cut	90	3000K	350, 450 or 500	Yes	83	–	MTO
61566	LEDRT3/R4AS500ST/935S	4, 5 or 6	120	Phase-Cut	90	3500K	350, 450 or 500	Yes	83	–	MTO
61567	LEDRT3/R4AS500ST/940S	4, 5 or 6	120	Phase-Cut	90	4000K	350, 450 or 500	Yes	83	–	MTO
61568	LEDRT3/R4AS500ST/950S	4, 5 or 6	120	Phase-Cut	90	5000K	350, 450 or 500	Yes	83	–	MTO
61569	LEDRT4/R4AS900ST/927S	7, 9 or 10.5	120	Phase-Cut	90	2700K	600, 750 or 900	Yes	86	–	MTO
61570	LEDRT4/R4AS900ST/930S	7, 9 or 10.5	120	Phase-Cut	90	3000K	600, 750 or 900	Yes	86	–	MTO
61571	LEDRT4/R4AS900ST/935S	7, 9 or 10.5	120	Phase-Cut	90	3500K	600, 750 or 900	Yes	86	–	MTO
61572	LEDRT4/R4AS900ST/940S	7, 9 or 10.5	120	Phase-Cut	90	4000K	600, 750 or 900	Yes	86	–	MTO
61573	LEDRT4/R4AS900ST/950S	7, 9 or 10.5	120	Phase-Cut	90	5000K	600, 750 or 900	Yes	86	–	MTO
61574	LEDRT6/R4AS1100ST/927S	8, 10 or 12	120	Phase-Cut	90	2700K	700, 900 or 1100	Yes	92	EMBB Ready	MTO
61575	LEDRT6/R4AS1100ST/930S	8, 10 or 12	120	Phase-Cut	90	3000K	700, 900 or 1100	Yes	92	EMBB Ready	MTO
61576	LEDRT6/R4AS1100ST/935S	8, 10 or 12	120	Phase-Cut	90	3500K	700, 900 or 1100	Yes	92	EMBB Ready	MTO
61577	LEDRT6/R4AS1100ST/940S	8, 10 or 12	120	Phase-Cut	90	4000K	700, 900 or 1100	Yes	92	EMBB Ready	MTO
61578	LEDRT6/R4AS1100ST/950S	8, 10 or 12	120	Phase-Cut	90	5000K	700, 900 or 1100	Yes	92	EMBB Ready	MTO



*Indicates Made To Order with a minimum order quantity of 200 each.

Emergency Battery Back-Up Accessories

Emergency Battery Back-Up Specs

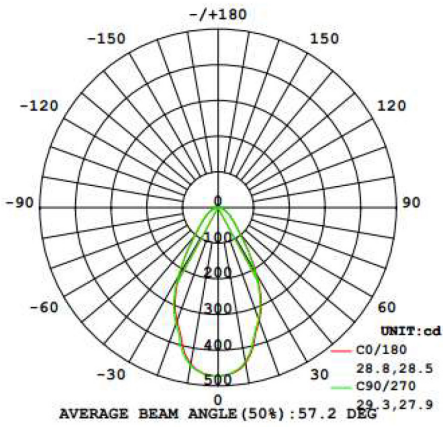
NAED	Description	Input Voltage	Frequency	Input Current	Watt Hours	Max Mounting Height	Ambient Temp	Charging Time	Rating	Warranty
60887	EMBB1A5WDC	120-277V _{AC}	50/60 Hz	100mA Max.	9.6wH	22.63ft	0-50°C	24 hours	Damp	4 years
60888	EMBB1A8WDC	120-277V _{AC}	50/60 Hz	100mA Max.	14.4wH	22.26ft	0-50°C	24 hours	Damp	4 years
60889	EMBB1A16WDC	120-277V _{AC}	50/60 Hz	100mA Max.	28.8wH	22.13ft	0-50°C	32 hours	Damp	4 years

Compatibility Table

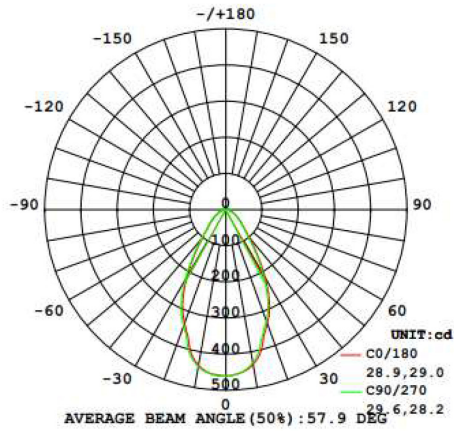
Hi Performance RT	NAED	Description	Dial Switch No. 1	Dial Switch No. 2	EMBB Current (mA)	EM Lumens (lm)	Duration
RT6 700-900-1100LM	60888	EMBB1A8WDC	 2	 0	200	850	90 minutes
			1	5	150	650	
RT6 1100-1300-1500LM	60888	EMBB1A8WDC	2	0	200	800	
			1	5	150	600	
RT8 1000-1500-2000LM	60888	EMBB1A8WDC	2	0	200	850	
			1	5	150	650	
RT8 3000-4000-5000LM	60889	EMBB1A16WDC	3	0	300	1200	
	60888	EMBB1A18WDC	2	0	200	1000	

Photometric Data

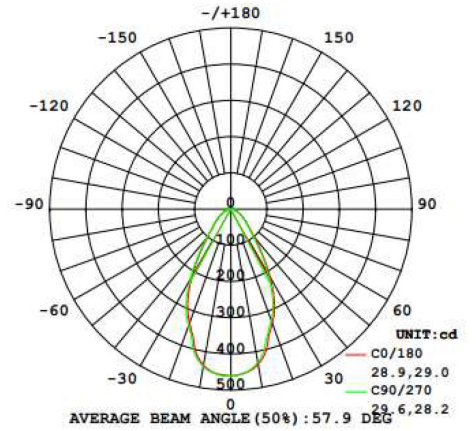
LEDRT3R4AS500ST9xxS



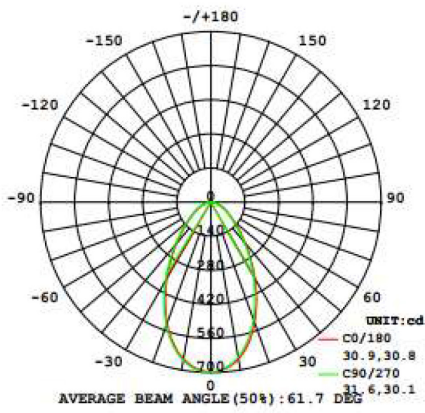
LEDRT3R4AS500UD9xxS



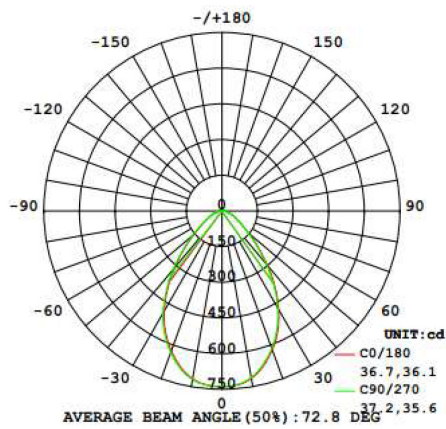
LEDRT4R4AS900ST9xxS



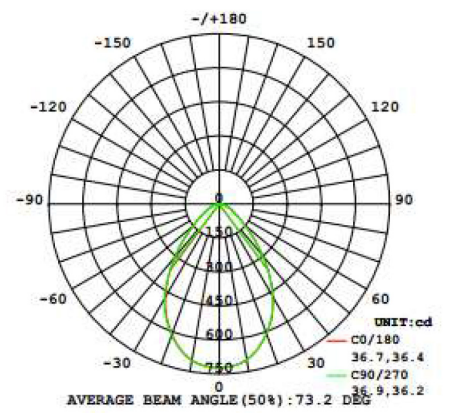
LEDRT4R4AS900UD9xxS



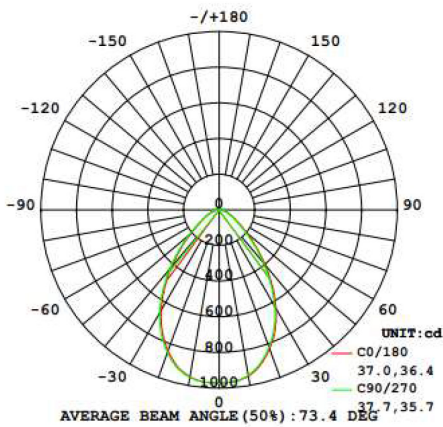
LEDRT6R4AS1100ST9xxS



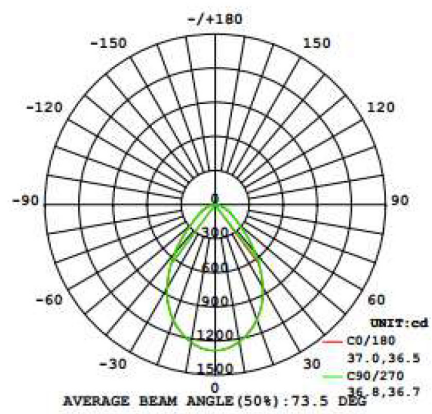
LEDRT6R4AS1100UD9xxS



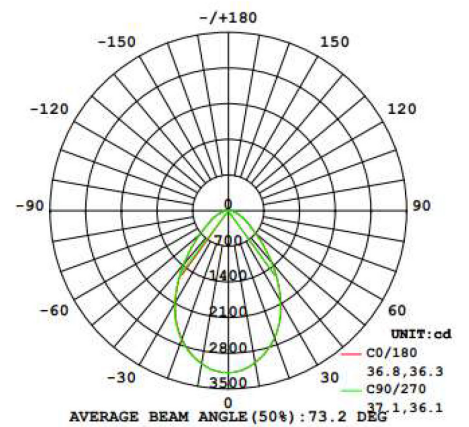
LEDRT6R4AS1500UD9xxS



LEDRT8R4AS2000UD9xxS



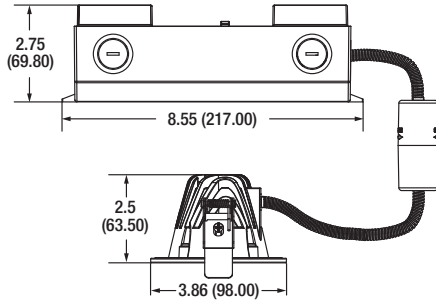
LEDRT8R4AS5000UD9xxS



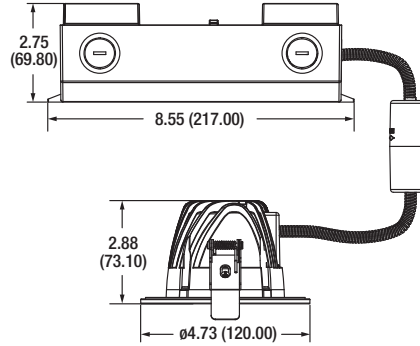
Physical Information

Lamp Description	Width in (mm)	Height in (mm)
RT3	3.86 (98.00)	2.5 (63.50)
RT4	4.73 (120.00)	2.88 (73.10)
RT6	6.70 (170.00)	7.10 (180.10)
RT8	9.06 (230.00)	8.04 (204.10)

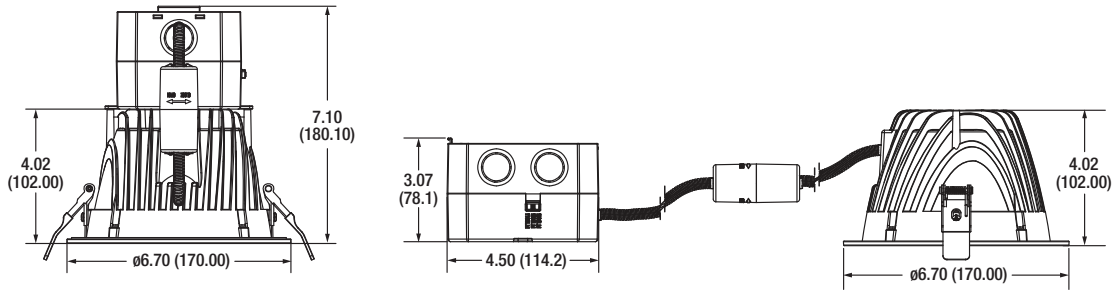
RT3



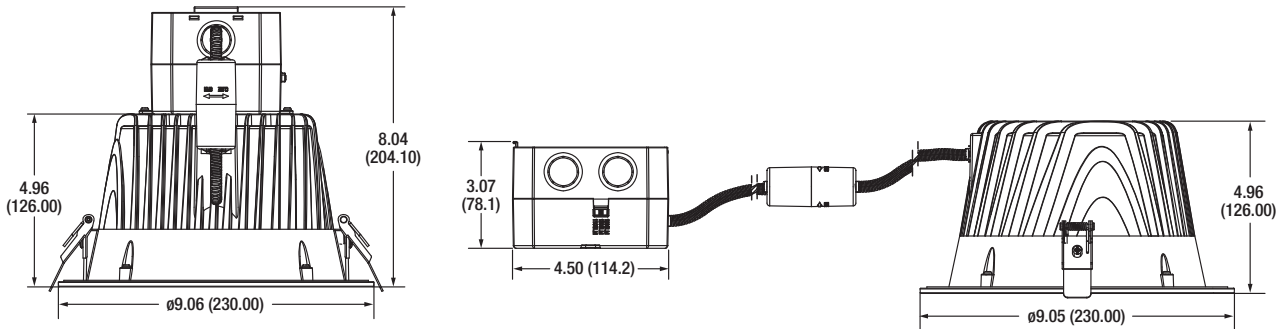
RT4



RT6



RT8



Dimensions in inches (mm)

LEDVANCE LLC
 200 Ballardvale Street
 Wilmington, MA 01887 USA
 Phone 1-800-LIGHTBULB (1-800-544-4828)
 www.sylvania.com

SYLVANIA and LEDVANCE are registered trademarks.
 All other trademarks are those of their respective owners.
 Licensee of product trademark SYLVANIA in general lighting.
 Specifications subject to change without notice.

[/sylvania](https://twitter.com/sylvania) [/sylvania](https://facebook.com/sylvania)

Name: _____
 Email: _____
 Phone: _____

