

SYLVANIA Luminaires

ValueLED™ Area Light

Application

The SYLVANIA ValueLED Area Light luminaires are the perfect alternative to traditional lighting technologies, offering a variety of solutions to illuminate parking lots, parking garage roofs and general area lighting.

Benefits and Features

- Integrated 7 pin photocontrol receptacle compatible with Standard NEMA photo cell or 5 pin and 7 pin controllers. Shorting cap included.
- DLC Premium listed to maximize rebate opportunities
- IP65 rated body offered in a modern and sleek design
- 5 different mounting options available
- Up to 130 LPW
- 4000K and 5000K color temperatures
- CRI >70
- Offered in 80, 100, 150, 200, 240, and 300 watts
- Type II, III, IV, V distribution offered
- Energy savings up to 73%

Electrical

- 120-277VAC AND 347-480VAC (please see Ordering Information for further details)
- Power Factor >90%
- THD <20%
- 0-10V dimmable
- Replaceable 10KV surge suppressor

Rated Life

- 150,000 hours (L₇₀) @25°C

Warranty

- 5-year

Ambient Operating Range

- -40°F to +113°F (-40°C to +45°C)

Certifications and Listings

- cULus listed to UL1598 standards, wet location and IP65 rated
- RoHS
- FCC
- DLC Premium
- MTO

Item #
Type
Project
Notes
Date



Wattage Comparison

Traditional Source	Traditional System Wattage	LED System Wattage	Energy Savings
100W HPS	120	80	33%
100W MH	130	80	38%
150W HPS	170	80	53%
150W MH	188	80	57%
175W MH	210	80	62%
175W MH	210	100	52%
250W MH	290	100	66%
250W HPS	295	100	66%
250W MH	290	150	48%
250W HPS	295	150	49%
320W MH	370	150	59%
400W HPS	460	200	57%
400W MH	450	200	56%
750W HPS	820	240	71%
750W MH	840	240	71%
750W HPS	820	300	63%
750W MH	840	300	64%
1000W MH	1080	300	72%
1000W HPS	1100	300	73%

Installation


- Fixture mounting options include: pole mount, wall mount, trunnion mount, yoke mount, and slip fitter mount for 2-1/8" to 2-3/8" tenon
- Mounting accessories sold separately



Ordering Guide


AREAFLD	2A	/	XXX	XXX	D	7	XX	/	TX	/	BZ	/	X
Product Name	Generation		Wattage	Voltage	Dimming	CRI	Color Temp		Distribution		Color / Finish		Options
AREAFLD =	2A = Generation 2A		080 = 80 Watts	UNV = 120-277V	D = 0-10V	CRI = > 70	40 = 4000K		T2 = Type II		BZ = Bronze		Blank = no options
Area Floodlight			100 = 100 Watts	HUV = 347-480V	Dimming		50 = 5000K		T3 = Type III				D = Motion/Daylight
Luminaire			150 = 150 Watts						T4 = Type IV				Sensor
			200 = 200 Watts						T5 = Type V				
			240 = 240 Watts										
			300 = 300 Watts										

Ordering Information

Item Number	Ordering Abbreviation	Wattage (W)	Input Voltage (V)	Dimming	CRI	Color Temperature (CCT)	Distribution	Total Fixture Lumens	LPW	DLC	 MTO*
61946	AREAFLD2A/080UNVD740/T2/BZ	80	120-277	0-10V	70	4000K	Type II	10,300	129	Prm	MTO
61948	AREAFLD2A/080UNVD740/T2/BZ/D	80	120-277	0-10V	70	4000K	Type II	10,300	129	Prm	MTO
61947	AREAFLD2A/080UNVD750/T2/BZ	80	120-277	0-10V	70	5000K	Type II	10,300	129	Prm	MTO
61949	AREAFLD2A/080UNVD750/T2/BZ/D	80	120-277	0-10V	70	5000K	Type II	10,300	129	Prm	MTO
65248	AREAFLD2A/080UNVD740/T3/BZ	80	120-277	0-10V	70	4000K	Type III	10,380	130	Prm	-
61916	AREAFLD2A/080UNVD740/T3/BZ/D	80	120-277	0-10V	70	4000K	Type III	10,380	130	Prm	MTO
65251	AREAFLD2A/080UNVD750/T3/BZ	80	120-277	0-10V	70	5000K	Type III	10,490	130	Prm	-
61919	AREAFLD2A/080UNVD750/T3/BZ/D	80	120-277	0-10V	70	5000K	Type III	10,490	130	Prm	MTO
61917	AREAFLD2A/080UNVD740/T4/BZ/D	80	120-277	0-10V	70	4000K	Type IV	10,380	130	Prm	MTO
65249	AREAFLD2A/080UNVD740/T4/BZ	80	120-277	0-10V	70	4000K	Type IV	10,380	130	Prm	-
65252	AREAFLD2A/080UNVD750/T4/BZ	80	120-277	0-10V	70	5000K	Type IV	10,490	130	Prm	-
61920	AREAFLD2A/080UNVD750/T4/BZ/D	80	120-277	0-10V	70	5000K	Type IV	10,490	130	Prm	MTO
65250	AREAFLD2A/080UNVD740/T5/BZ	80	120-277	0-10V	70	4000K	Type V	10,380	130	Prm	-
61918	AREAFLD2A/080UNVD740/T5/BZ/D	80	120-277	0-10V	70	4000K	Type V	10,380	130	Prm	MTO
65253	AREAFLD2A/080UNVD750/T5/BZ	80	120-277	0-10V	70	5000K	Type V	10,490	130	Prm	-
61921	AREAFLD2A/080UNVD750/T5/BZ/D	80	120-277	0-10V	70	5000K	Type V	10,490	130	Prm	MTO
61950	AREAFLD2A/100UNVD740/T2/BZ	100	120-277	0-10V	70	4000K	Type II	12,430	124	Prm	MTO
61952	AREAFLD2A/100UNVD740/T2/BZ/D	100	120-277	0-10V	70	4000K	Type II	12,430	124	Prm	MTO
65290	AREAFLD2A/100UNVD740/T3/BZ	100	120-277	0-10V	70	4000K	Type III	12,530	125	Prm	-
61928	AREAFLD2A/100UNVD740/T3/BZ/D	100	120-277	0-10V	70	4000K	Type III	12,530	130	Prm	MTO
65291	AREAFLD2A/100UNVD740/T4/BZ	100	120-277	0-10V	70	4000K	Type IV	12,530	125	Prm	-
61929	AREAFLD2A/100UNVD740/T4/BZ/D	100	120-277	0-10V	70	4000K	Type IV	12,530	130	Prm	MTO
65292	AREAFLD2A/100UNVD740/T5/BZ	100	120-277	0-10V	70	4000K	Type V	12,530	125	Prm	-
61930	AREAFLD2A/100UNVD740/T5/BZ/D	100	120-277	0-10V	70	4000K	Type V	12,530	130	Prm	MTO
61951	AREAFLD2A/100UNVD750/T2/BZ	100	120-277	0-10V	70	5000K	Type II	12,430	124	Prm	MTO
61953	AREAFLD2A/100UNVD750/T2/BZ/D	100	120-277	0-10V	70	5000K	Type II	12,430	124	Prm	MTO
65293	AREAFLD2A/100UNVD750/T3/BZ	100	120-277	0-10V	70	5000K	Type III	12,690	126	Prm	-
61931	AREAFLD2A/100UNVD750/T3/BZ/D	100	120-277	0-10V	70	5000K	Type III	12,690	130	Prm	MTO
65294	AREAFLD2A/100UNVD750/T4/BZ	100	120-277	0-10V	70	5000K	Type IV	12,690	126	Prm	-
61932	AREAFLD2A/100UNVD750/T4/BZ/D	100	120-277	0-10V	70	5000K	Type IV	12,690	130	Prm	MTO
65295	AREAFLD2A/100UNVD750/T5/BZ	100	120-277	0-10V	70	5000K	Type V	12,690	126	Prm	-
61933	AREAFLD2A/100UNVD750/T5/BZ/D	100	120-277	0-10V	70	5000K	Type V	12,690	130	Prm	MTO
61976	AREAFLD2A/100HUV740/T2/BZ	100	347-480	0-10V	70	4000K	Type II	12,500	125	Prm	MTO
61752	AREAFLD2A/100HUV740/T3/BZ	100	347-480	0-10V	70	4000K	Type III	12,530	125	Prm	MTO
61753	AREAFLD2A/100HUV740/T4/BZ	100	347-480	0-10V	70	4000K	Type IV	12,530	125	Prm	MTO
61754	AREAFLD2A/100HUV740/T5/BZ	100	347-480	0-10V	70	4000K	Type V	12,530	125	Prm	MTO
61977	AREAFLD2A/100HUV750/T2/BZ	100	347-480	0-10V	70	5000K	Type II	12,500	125	Prm	MTO
61755	AREAFLD2A/100HUV750/T3/BZ	100	347-480	0-10V	70	5000K	Type III	12,690	126	Prm	MTO
61756	AREAFLD2A/100HUV750/T4/BZ	100	347-480	0-10V	70	5000K	Type IV	12,690	126	Prm	MTO
61757	AREAFLD2A/100HUV750/T5/BZ	100	347-480	0-10V	70	5000K	Type V	12,690	126	Prm	MTO
61954	AREAFLD2A/150UNVD740/T2/BZ	150	120-277	0-10V	70	4000K	Type II	19,000	127	Prm	MTO
61956	AREAFLD2A/150UNVD740/T2/BZ/D	150	120-277	0-10V	70	4000K	Type II	19,000	127	Prm	MTO
61758	AREAFLD2A/150UNVD740/T3/BZ	150	120-277	0-10V	70	4000K	Type III	18,900	126	Prm	-
61934	AREAFLD2A/150UNVD740/T3/BZ/D	150	120-277	0-10V	70	4000K	Type III	18,900	126	Prm	MTO
61759	AREAFLD2A/150UNVD740/T4/BZ	150	120-277	0-10V	70	4000K	Type IV	18,900	126	Prm	-
61935	AREAFLD2A/150UNVD740/T4/BZ/D	150	120-277	0-10V	70	4000K	Type IV	18,900	126	Prm	MTO
61760	AREAFLD2A/150UNVD740/T5/BZ	150	120-277	0-10V	70	4000K	Type V	18,900	126	Prm	-
61936	AREAFLD2A/150UNVD740/T5/BZ/D	150	120-277	0-10V	70	4000K	Type V	18,900	126	Prm	MTO
61955	AREAFLD2A/150UNVD750/T2/BZ	150	120-277	0-10V	70	5000K	Type II	19,000	127	Prm	MTO
61957	AREAFLD2A/150UNVD750/T2/BZ/D	150	120-277	0-10V	70	5000K	Type II	19,000	127	Prm	MTO
61761	AREAFLD2A/150UNVD750/T3/BZ	150	120-277	0-10V	70	5000K	Type III	19,140	127	Prm	-
61937	AREAFLD2A/150UNVD750/T3/BZ/D	150	120-277	0-10V	70	5000K	Type III	19,140	127	Prm	MTO
61762	AREAFLD2A/150UNVD750/T4/BZ	150	120-277	0-10V	70	5000K	Type IV	19,140	127	Prm	-
61938	AREAFLD2A/150UNVD750/T4/BZ/D	150	120-277	0-10V	70	5000K	Type IV	19,140	127	Prm	MTO
61763	AREAFLD2A/150UNVD750/T5/BZ	150	120-277	0-10V	70	5000K	Type V	19,140	127	Prm	-
61939	AREAFLD2A/150UNVD750/T5/BZ/D	150	120-277	0-10V	70	5000K	Type V	19,140	127	Prm	MTO
61978	AREAFLD2A/150HUV740/T2/BZ	150	347-480	0-10V	70	4000K	Type II	18,900	126	Prm	MTO
65284	AREAFLD2A/150HUV740/T3/BZ	150	347-480	0-10V	70	4000K	Type III	18,900	126	Prm	MTO
65285	AREAFLD2A/150HUV740/T4/BZ	150	347-480	0-10V	70	4000K	Type IV	18,900	126	Prm	MTO
65286	AREAFLD2A/150HUV740/T5/BZ	150	347-480	0-10V	70	4000K	Type V	18,900	126	Prm	MTO
61979	AREAFLD2A/150HUV750/T2/BZ	150	347-480	0-10V	70	5000K	Type II	18,900	126	Prm	MTO
65287	AREAFLD2A/150HUV750/T3/BZ	150	347-480	0-10V	70	5000K	Type III	19,140	127	Prm	MTO
65288	AREAFLD2A/150HUV750/T4/BZ	150	347-480	0-10V	70	5000K	Type IV	19,140	127	Prm	MTO
65289	AREAFLD2A/150HUV750/T5/BZ	150	347-480	0-10V	70	5000K	Type V	19,140	127	Prm	MTO

*Made To Order

Ordering Information (continued)

Item Number	Ordering Abbreviation	Wattage (W)	Input Voltage (V)	Dimming		CRI	Color Temperature (CCT)	Distribution	Total Fixture Lumens	LPW	DLC	 MTO*
61958	AREAFLD2A/200UNVD740/T2/BZ	200	120-277	0-10V	70	4000K	Type II	25,000	127	Prm	MTO	
61960	AREAFLD2A/200UNVD740/T2/BZ/D	200	120-277	0-10V	70	4000K	Type II	25,000	127	Prm	MTO	
61940	AREAFLD2A/200UNVD740/T3/BZ/D	200	120-277	0-10V	70	4000K	Type III	25,550	127	Prm	MTO	
65296	AREAFLD2A/200UNVD740/T3/BZ	200	120-277	0-10V	70	4000K	Type III	25,550	127	Prm	-	
65299	AREAFLD2A/200UNVD750/T3/BZ	200	120-277	0-10V	70	4000K	Type III	25,840	128	Prm	-	
65297	AREAFLD2A/200UNVD740/T4/BZ	200	120-277	0-10V	70	4000K	Type IV	25,550	127	Prm	-	
65300	AREAFLD2A/200UNVD750/T4/BZ	200	120-277	0-10V	70	4000K	Type IV	25,840	128	Prm	-	
61941	AREAFLD2A/200UNVD740/T4/BZ/D	200	120-277	0-10V	70	4000K	Type IV	25,550	127	Prm	MTO	
65298	AREAFLD2A/200UNVD740/T5/BZ	200	120-277	0-10V	70	4000K	Type V	25,550	127	Prm	-	
65301	AREAFLD2A/200UNVD750/T5/BZ	200	120-277	0-10V	70	4000K	Type V	25,840	128	Prm	-	
61942	AREAFLD2A/200UNVD740/T5/BZ/D	200	120-277	0-10V	70	4000K	Type V	25,550	127	Prm	MTO	
61959	AREAFLD2A/200UNVD750/T2/BZ	200	120-277	0-10V	70	5000K	Type II	25,000	127	Prm	MTO	
61961	AREAFLD2A/200UNVD750/T2/BZ/D	200	120-277	0-10V	70	5000K	Type II	25,000	127	Prm	MTO	
61943	AREAFLD2A/200UNVD750/T3/BZ/D	200	120-277	0-10V	70	5000K	Type III	25,550	128	Prm	MTO	
61944	AREAFLD2A/200UNVD750/T4/BZ/D	200	120-277	0-10V	70	5000K	Type IV	25,550	128	Prm	MTO	
61945	AREAFLD2A/200UNVD750/T5/BZ/D	200	120-277	0-10V	70	5000K	Type V	25,550	128	Prm	MTO	
61738	AREAFLD2A/200HUV740/T3/BZ	200	347-480	0-10V	70	4000K	Type III	25,550	127	Prm	MTO	
61739	AREAFLD2A/200HUV740/T4/BZ	200	347-480	0-10V	70	4000K	Type IV	25,550	127	Prm	MTO	
61740	AREAFLD2A/200HUV740/T5/BZ	200	347-480	0-10V	70	4000K	Type V	25,550	127	Prm	MTO	
61741	AREAFLD2A/200HUV750/T3/BZ	200	347-480	0-10V	70	5000K	Type III	25,840	128	Prm	MTO	
61742	AREAFLD2A/200HUV750/T4/BZ	200	347-480	0-10V	70	5000K	Type IV	25,840	128	Prm	MTO	
61743	AREAFLD2A/200HUV750/T5/BZ	200	347-480	0-10V	70	5000K	Type V	25,840	128	Prm	MTO	
61962	AREAFLD2A/240UNVD740/T2/BZ	240	120-277	0-10V	70	4000K	Type II	31,000	130	Prm	MTO	
61964	AREAFLD2A/240UNVD740/T2/BZ/D	240	120-277	0-10V	70	4000K	Type II	31,000	130	Prm	MTO	
65260	AREAFLD2A/240UNVD740/T3/BZ	240	120-277	0-10V	70	4000K	Type III	31,370	130	Prm	-	
61910	AREAFLD2A/240UNVD740/T3/BZ/D	240	120-277	0-10V	70	4000K	Type III	31,370	129	Prm	MTO	
65261	AREAFLD2A/240UNVD740/T4/BZ	240	120-277	0-10V	70	4000K	Type IV	31,370	130	Prm	-	
61911	AREAFLD2A/240UNVD740/T4/BZ/D	240	120-277	0-10V	70	4000K	Type IV	31,370	129	Prm	MTO	
65262	AREAFLD2A/240UNVD740/T5/BZ	240	120-277	0-10V	70	4000K	Type V	31,370	130	Prm	-	
61912	AREAFLD2A/240UNVD750/T3/BZ/D	240	120-277	0-10V	70	4000K	Type V	31,370	129	Prm	MTO	
61963	AREAFLD2A/240UNVD750/T2/BZ	240	120-277	0-10V	70	5000K	Type II	31,000	130	Prm	MTO	
61965	AREAFLD2A/240UNVD750/T2/BZ/D	240	120-277	0-10V	70	5000K	Type II	31,000	130	Prm	MTO	
65263	AREAFLD2A/240UNVD750/T3/BZ	240	120-277	0-10V	70	5000K	Type III	31,670	130	Prm	-	
61913	AREAFLD2A/240UNVD750/T3/BZ/D	240	120-277	0-10V	70	5000K	Type III	31,670	129	Prm	MTO	
65264	AREAFLD2A/240UNVD750/T4/BZ	240	120-277	0-10V	70	5000K	Type IV	31,670	130	Prm	-	
61914	AREAFLD2A/240UNVD750/T4/BZ/D	240	120-277	0-10V	70	5000K	Type IV	31,670	129	Prm	MTO	
65265	AREAFLD2A/240UNVD750/T5/BZ	240	120-277	0-10V	70	5000K	Type V	31,670	130	Prm	-	
61915	AREAFLD2A/240UNVD750/T5/BZ/D	240	120-277	0-10V	70	5000K	Type V	31,670	129	Prm	MTO	
61968	AREAFLD2A/240HUV740/T2/BZ	240	347-480	0-10V	70	4000K	Type II	31,300	129	Prm	MTO	
65254	AREAFLD2A/240HUV740/T3/BZ	240	347-480	0-10V	70	4000K	Type III	31,370	130	Prm	MTO	
65255	AREAFLD2A/240HUV740/T4/BZ	240	347-480	0-10V	70	4000K	Type IV	31,370	130	Prm	MTO	
65256	AREAFLD2A/240HUV740/T5/BZ	240	347-480	0-10V	70	4000K	Type V	31,370	130	Prm	MTO	
61969	AREAFLD2A/240HUV750/T2/BZ	240	347-480	0-10V	70	5000K	Type II	31,300	129	Prm	MTO	
65257	AREAFLD2A/240HUV750/T3/BZ	240	347-480	0-10V	70	5000K	Type III	31,670	130	Prm	MTO	
65258	AREAFLD2A/240HUV750/T4/BZ	240	347-480	0-10V	70	5000K	Type IV	31,670	130	Prm	MTO	
65259	AREAFLD2A/240HUV750/T5/BZ	240	347-480	0-10V	70	5000K	Type V	31,670	130	Prm	MTO	
61972	AREAFLD2A/300UNVD740/T2/BZ	300	120-277	0-10V	70	4000K	Type II	37,000	124	Prm	-	
61974	AREAFLD2A/300UNVD740/T2/BZ/D	300	120-277	0-10V	70	4000K	Type II	37,000	124	Prm	MTO	
65278	AREAFLD2A/300UNVD740/T3/BZ	300	120-277	0-10V	70	4000K	Type III	37,330	124	Prm	-	
65281	AREAFLD2A/300UNVD750/T3/BZ	300	120-277	0-10V	70	4000K	Type III	37,810	126	Prm	-	
61922	AREAFLD2A/300UNVD740/T3/BZ/D	300	120-277	0-10V	70	4000K	Type III	37,330	130	Prm	MTO	
65279	AREAFLD2A/300UNVD740/T4/BZ	300	120-277	0-10V	70	4000K	Type IV	37,330	124	Prm	-	
65282	AREAFLD2A/300UNVD750/T4/BZ	300	120-277	0-10V	70	4000K	Type IV	37,810	126	Prm	-	
61923	AREAFLD2A/300UNVD740/T4/BZ/D	300	120-277	0-10V	70	4000K	Type IV	37,330	130	Prm	MTO	
65280	AREAFLD2A/300UNVD740/T5/BZ	300	120-277	0-10V	70	4000K	Type V	37,330	124	Prm	-	
65283	AREAFLD2A/300UNVD750/T5/BZ	300	120-277	0-10V	70	4000K	Type V	37,810	126	Prm	-	
61924	AREAFLD2A/300UNVD740/T5/BZ/D	300	120-277	0-10V	70	4000K	Type V	37,330	130	Prm	MTO	
61973	AREAFLD2A/300UNVD750/T2/BZ	300	120-277	0-10V	70	5000K	Type II	37,000	124	Prm	-	
61975	AREAFLD2A/300UNVD750/T2/BZ/D	300	120-277	0-10V	70	5000K	Type II	37,000	124	Prm	MTO	
61925	AREAFLD2A/300UNVD750/T3/BZ/D	300	120-277	0-10V	70	5000K	Type III	37,810	130	Prm	MTO	
61926	AREAFLD2A/300UNVD750/T4/BZ/D	300	120-277	0-10V	70	5000K	Type IV	37,810	130	Prm	MTO	
61927	AREAFLD2A/300UNVD750/T5/BZ/D	300	120-277	0-10V	70	5000K	Type V	37,810	130	Prm	MTO	
61966	AREAFLD2A/300HUV740/T2/BZ	300	347-480	0-10V	70	4000K	Type II	37,000	124	Prm	MTO	
65272	AREAFLD2A/300HUV740/T3/BZ	300	347-480	0-10V	70	4000K	Type III	37,330	124	Prm	MTO	
65273	AREAFLD2A/300HUV740/T4/BZ	300	347-480	0-10V	70	4000K	Type IV	37,330	124	Prm	MTO	
65274	AREAFLD2A/300HUV740/T5/BZ	300	347-480	0-10V	70	4000K	Type V	37,330	124	Prm	MTO	
61967	AREAFLD2A/300HUV750/T2/BZ	300	347-480	0-10V	70	5000K	Type II	37,000	124	Prm	MTO	
65275	AREAFLD2A/300HUV750/T3/BZ	300	347-480	0-10V	70	5000K	Type III	37,810	126	Prm	MTO	
65276	AREAFLD2A/300HUV750/T4/BZ	300	347-480	0-10V	70	5000K	Type IV	37,810	126	Prm	MTO	
65277	AREAFLD2A/300HUV750/T5/BZ	300	347-480	0-10V	70	5000K	Type V	37,810	126	Prm	MTO	

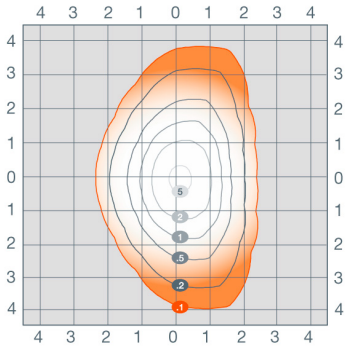
*Made To Order

Photometric Information

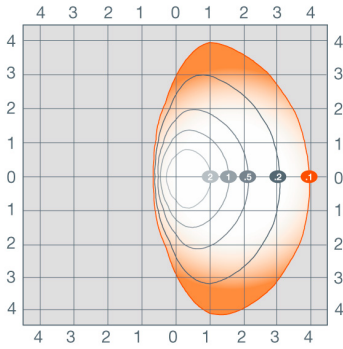
Mounting height = 20 ft

Mounting angle = 45° (where indicated)

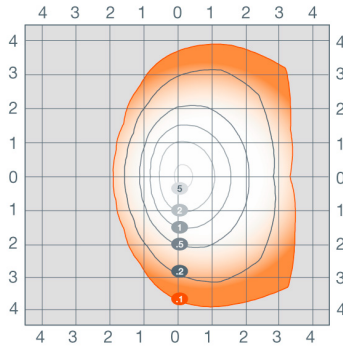
AREAFLD2A-80W-T3



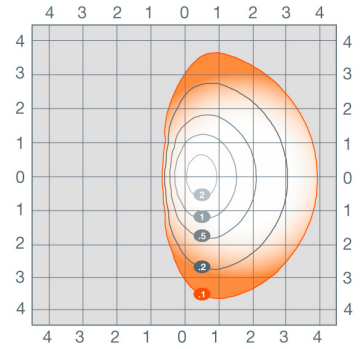
AREAFLD2A-80W-T3 at 45° tilt



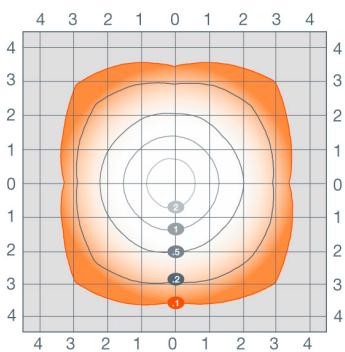
AREAFLD2A-80W-T4



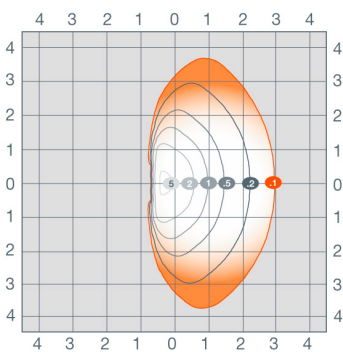
AREAFLD2A-80W-T4 at 45° tilt



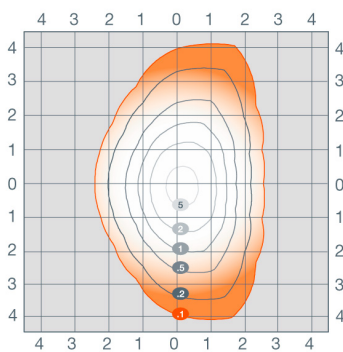
AREAFLD2A-80W-T5



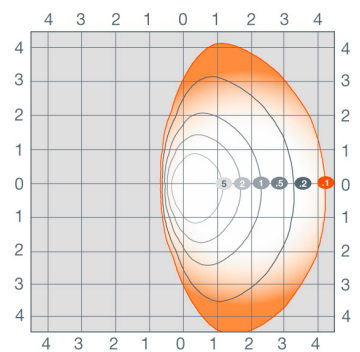
AREAFLD2A-80W-T5 at 45° tilt



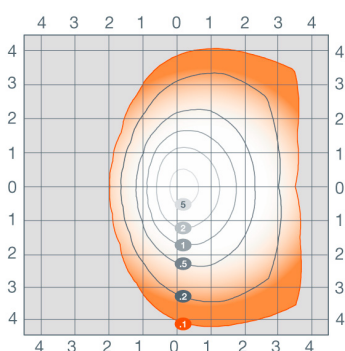
AREAFLD2A-100W-T3



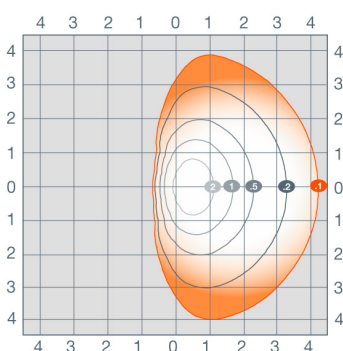
AREAFLD2A-100W-T3 at 45° tilt



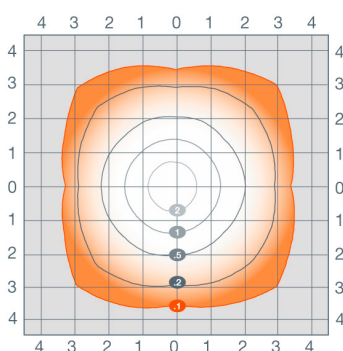
AREAFLD2A-100W-T4



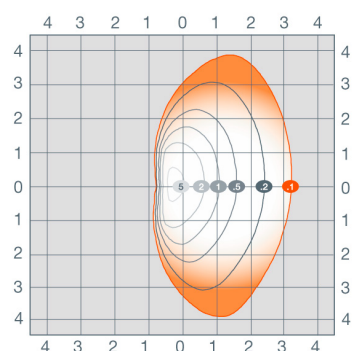
AREAFLD2A-100W-T4 at 45° tilt



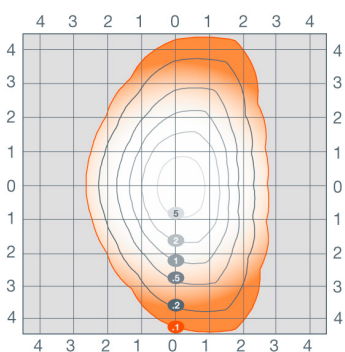
AREAFLD2A-100W-T5



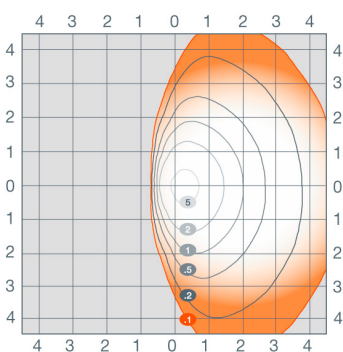
AREAFLD2A-100W-T5 at 45° tilt



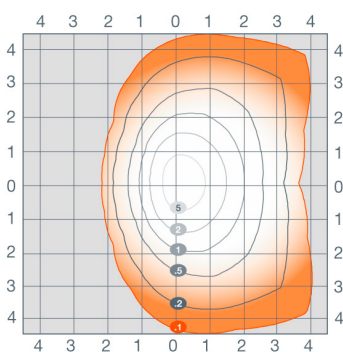
AREAFLD2A-150W-T3



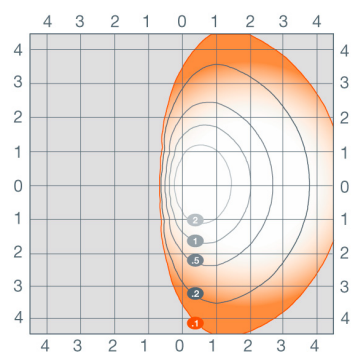
AREAFLD2A-150W-T3 at 45° tilt



AREAFLD2A-150W-T4



AREAFLD2A-150W-T4 at 45° tilt

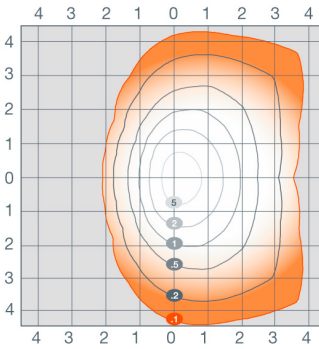


Photometric Information (continued)

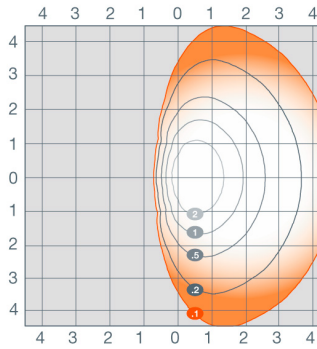
Mounting height = 20 ft

Mounting angle = 45° (where indicated)

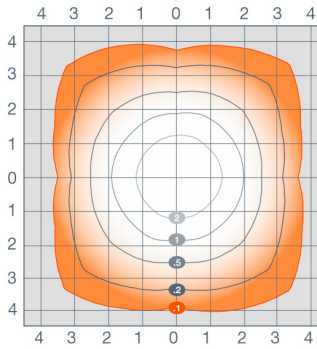
AREAFLD2A-300W-T4



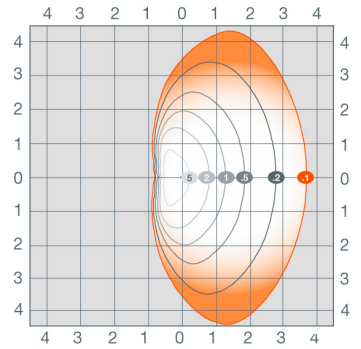
AREAFLD2A-300W-T4 at 45° tilt



AREAFLD2A-300W-T5



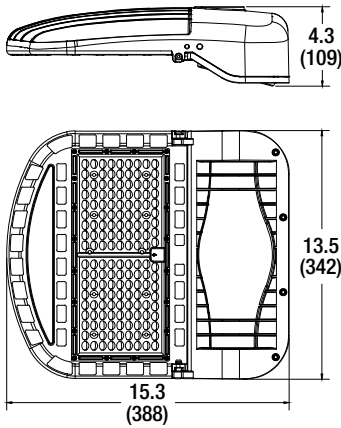
AREAFLD2A-300W-T5 at 45° tilt



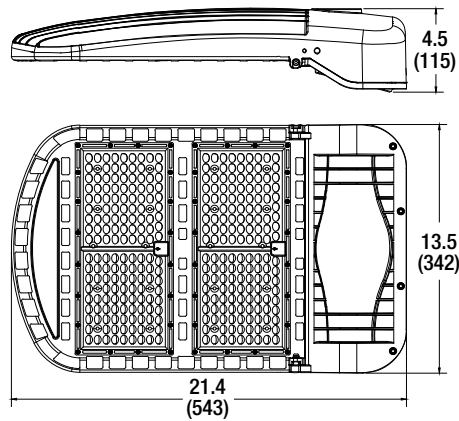
Physical Information

Luminaire Description	Length	Width	Height	EPA (no knuckle, pole mount)	EPA (with knuckle mounted at 45° (slipfitter))
Area Light 80-150W	15.3" (388mm)	13.5" (342mm)	4.3" (109mm)	0.35ft ²	1.14ft ²
Area Light 200-300W	21.4" (543mm)	13.5" (342mm)	4.5" (115mm)	0.52ft ²	1.62ft ²

80-150W



200-300W



Dimensions in inches (mm)

Mounting Accessories

Item Number	Ordering Abbreviation	Item Description
61875	AREAFLD2A/WALLMOUNT/BZ	Wall Mount, Bronze
61876	AREAFLD2A/POLEMOUNT/BZ	Pole Mount, Bronze
61877	AREAFLD2A/SLIPFITTER/BZ	Slip Fitter Mount, Bronze
61878	AREAFLD2A/TRUNNION/BZ	Trunnion Mount, Bronze
61879	AREAFLD2A/YOKEMOUNT/BZ	Yoke Mount, Bronze
NEMA Photocontrols		
61393	AREAFLDXA/NEMAPHOTOCELL/UNV	NEMA locking photocell, 120-277V
61394	AREAFLDXA/NEMAPHOTOCELL/347	NEMA locking photocell, 347V
61395	AREAFLDXA/NEMAPHOTOCELL/480	NEMA locking photocell, 480V

AREAFLD2A/WALLMOUNT/BZ



AREAFLD2A/POLEMOUNT/BZ



AREAFLD2A/SLIPFITTER/BZ




AREAFLD2A/TRUNNION/BZ



AREAFLD2A/YOKEMOUNT/BZ



Poles

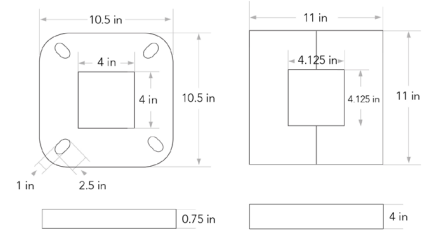
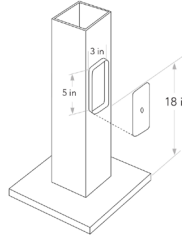
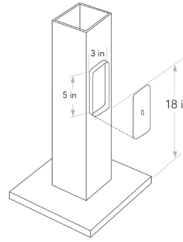


Product Features

- Poles available in three heights: 20', 25', and 30'
- 20' and 25' poles are 4" square; 30' pole is 5" square
- Offered in 11 gauge
- Fabricated from the highest grade structural steel

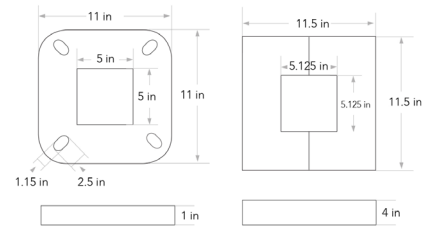
Specifications

- Square steel pole with powder coat paint. The standard color is bronze
- Polycarbonate spring loaded top cover
- Pre-drilled mounting holes on all 4 sides with Polycarbonate grommets
- Reinforced 3" x 6" cast iron hand-hole with ground screw included
- Easily secured base cover included
- Bolt circle template included



4x4 Anchor Base Included

**Base Plate Cover Included
Packaged Separately**



5x5 Anchor Base Included

**Base Plate Cover Included
Packaged Separately**

Ordering Guide

POLESQS	1A	/	XX	/	XXG	/	XXIN	/	BZ
Product Name	Generation		Height		Gauge		Size		Finish
POLESQS =	1A		20 = 20 feet		11G = 11		04IN = 4 inches		Bronze
Square Straight Pole			25 = 25 feet				05IN = 5 inches		
			30 = 30 feet						

Ordering Information (Poles)

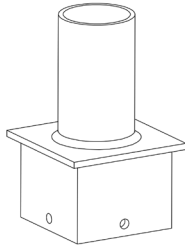
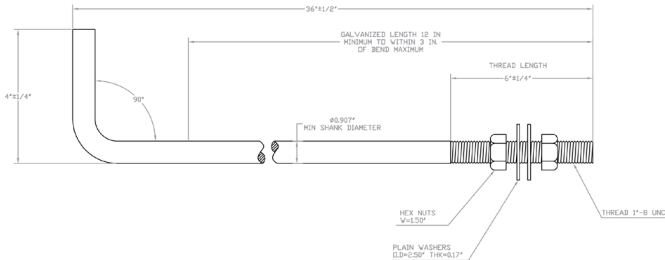
Item Number	Ordering Abbreviation	Shape	Height (ft)	Gauge (in)	Size (in)	Finish
60659	POLESQS1A/20/11G/4IN/BZ	SquareStraight	20	11	4	Bronze
60661	POLESQS1A/25/11G/4IN/BZ	SquareStraight	25	11	4	Bronze
60663	POLESQS1A/30/11G/5IN/BZ	SquareStraight	30	11	5	Bronze
60664	POLESQS1A/30/07G/5IN/BZ	SquareStraight	30	7	5	Bronze

Ordering Information (Accessories)

Item Number	Ordering Abbreviation	Description	Compatibility
60665	POLESQS1A/ANJBOLTKIT/304	3/4" x 30" Anchor Bolt Kit (set of 4 bolts)	For use with 60659 and 60661
60666	POLESQS1A/ANJBOLTKIT/364	1" x 36" Anchor Bolt Kit (set of 4 bolts)	For use with 60663
60667	POLESQS1A/TENON/4IN/BZ	4" Tenon Mount, Bronze Finish	For use with 60659 and 60661
60668	POLESQS1A/TENON/5IN/BZ	5" Tenon Mount, Bronze Finish	For use with 60663
65013	POLESQS1A/DBLTENON/4IN/BZ	4" Double Tenon Bracket, Bronze Finish	For use with 60659 and 60661
65014	POLESQS1A/DBLTENON/5IN/BZ	5" Double Tenon Bracket, Bronze Finish	For use with 60663
65015	POLESQS1A/DBLBULHORN/4IN/BZ	4" Double Bullhorn Bracket, Bronze Finish	For use with 60659 and 60661
65016	POLESQS1A/DBLBULHORN/5IN/BZ	5" Double Bullhorn Bracket, Bronze Finish	For use with 60663
60845	POLESQS1A/TPLBULHORN/4IN/BZ	4" Triple Bullhorn Bracket, Bronze Finish	For use with 60659 and 60661
60846	POLESQS1A/TPLBULHORN/5IN/BZ	5" Triple Bullhorn Bracket, Bronze Finish	For use with 60663
65112	POLESQS1A/QUADTENON/4IN/BZ	4" Quad Tenon Bracket, Bronze Finish	For use with 60659 and 60661
65113	POLESQS1A/QUADTENON/5IN/BZ	5" Quad Tenon Bracket, Bronze Finish	For use with 60663

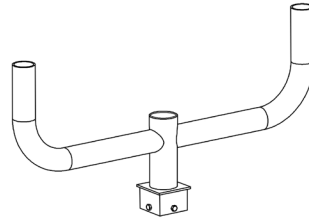
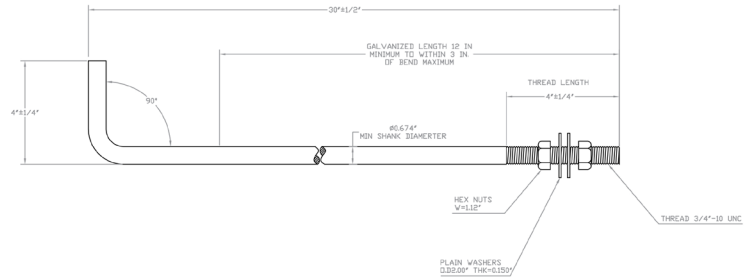
For further information and to learn more about utility rebates, contact your local SYLVANIA sales representative.

NAED 60665 – 3/4" x 30"

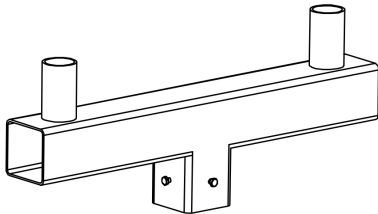


Tenon
NAED 60667 – 4 inch
NAED 60668 – 5 inch

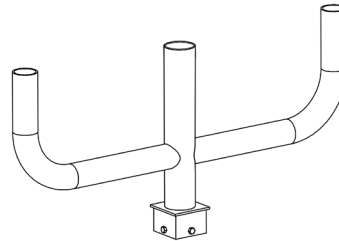
NAED 60666 – 1" x 36"



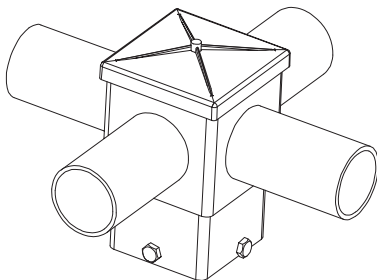
Double Bullhorn
NAED 65015 – 4 inch
NAED 65016 – 5 inch



Double Tenon
NAED 65013 – 4 inch
NAED 65014 – 5 inch



Triple Bullhorn
NAED 60845 – 4 inch
NAED 60846 – 5 inch



Quad Tenon
NAED 65112 – 4 inch
NAED 65113 – 5 inch

Maximum EPA Loading per Pole

Ordering Abbreviation	85 MPH	90 MPH	100 MPH	110 MPH	120 MPH	130 MPH	140 MPH
POLE1A/SQ/20/11	10.4	8.7	6	4	2.6	1.4	0.5
POLE1A/SQ/25/11	5	3.8	1.8	0.4	-	-	-
POLE1A/SQ/30/11	7	5.4	3	1.3	0.2	-	-

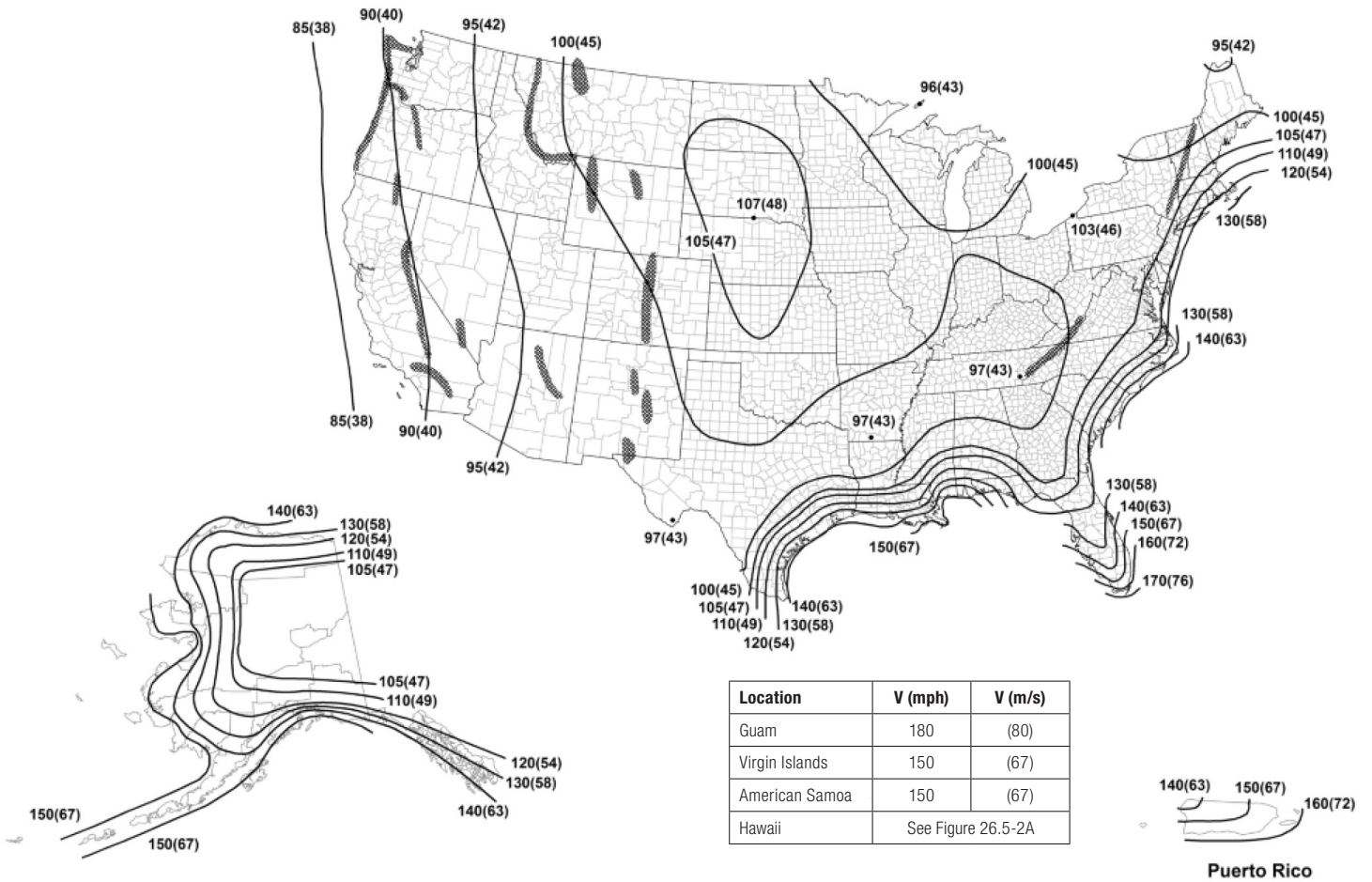
Fixture Pole Loading – Pole Mount

Pole Description	100 MPH		110 MPH		120 MPH		130 MPH		140 MPH	
	Area 80-150W	Area 200-300W	Area 80-150W	Area 200-300W	Area 80-150W	Area 200-300W	Area 80-150W	Area 200-300W	Area 80-150W	Area 200-300W
POLESQS1A/20/11G/4IN/BZ	17	11	11	7	7	5	4	4	1	2
POLESQS1A/25/11G/4IN/BZ	5	3	1	0	0	0	0	0	0	0
POLESQS1A/30/11G/4IN/BZ	8	5	3	2	0	2	0	0	0	0

Fixture Pole Loading – Slip Fitter Mount (based on 45° angle)

Pole Description	85 MPH		90 MPH		100 MPH		110 MPH	
	Area 80-150W	Area 200-300W	Area 80-150W	Area 200-300W	Area 80-150W	Area 200-300W	Area 80-150W	Area 200-300W
With Double Tenon, Knuckle, 2 Area Lights								
POLESQS1A/20/11G/4IN/BZ	Y	Y	Y	Y	Y	Y	Y	Y
POLESQS1A/25/11G/4IN/BZ	Y	Y	Y	N	N	N	N	N
POLESQS1A/30/11G/5IN/BZ	Y	Y	Y	Y	N	N	N	N
With Double Bullhorn, Knuckle, 2 Area Lights								
POLESQS1A/20/11G/4IN/BZ	Y	Y	Y	Y	Y	Y	Y	N
POLESQS1A/25/11G/4IN/BZ	Y	Y	Y	N	N	N	N	N
POLESQS1A/30/11G/5IN/BZ	Y	Y	Y	Y	N	N	N	N
With Triple Bullhorn, Knuckle, 3 Area Lights								
POLESQS1A/20/11G/4IN/BZ	Y	Y	Y	Y	Y	N	N	N
POLESQS1A/25/11G/4IN/BZ	Y	N	N	N	N	N	N	N
POLESQS1A/30/11G/5IN/BZ	Y	Y	Y	N	N	N	N	N

Wind Map



Notes: Dark shading indicates a special wind region.

1. Values are nominal design 3-s gust wind speeds in miles per hour (m/s) at 33 ft. (10 m) above ground for Exposure Category C.
2. Linear interpolation is permitted between contours. Point values are provided to aid with interpolation.
3. Islands, coastal areas, and land boundaries outside the last contour shall use the last wind speed contour.
4. Mountainous terrain, gorges, ocean promontories, and special wind regions shall be examined for unusual wind conditions.
5. Wind speeds correspond to approximately a 15% probability of exceedance in 50 years. (Annual Exceedance Probability = 0.00333, MRI = 300 years).
6. Location-specific basic wind speeds shall be permitted to be determined using www.atcouncil.org/windspeed.

LEDVANCE LLC
 200 Ballardvale Street
 Wilmington, MA 01887 USA
 Phone 1-800-LIGHTBULB (1-800-544-4828)
www.sylvania.com

Name: _____
 Email: _____
 Phone: _____

SYLVANIA and LEDVANCE are registered trademarks.
 All other trademarks are those of their respective owners.
 Licensee of product trademark SYLVANIA in general lighting.
 Specifications subject to change without notice.

